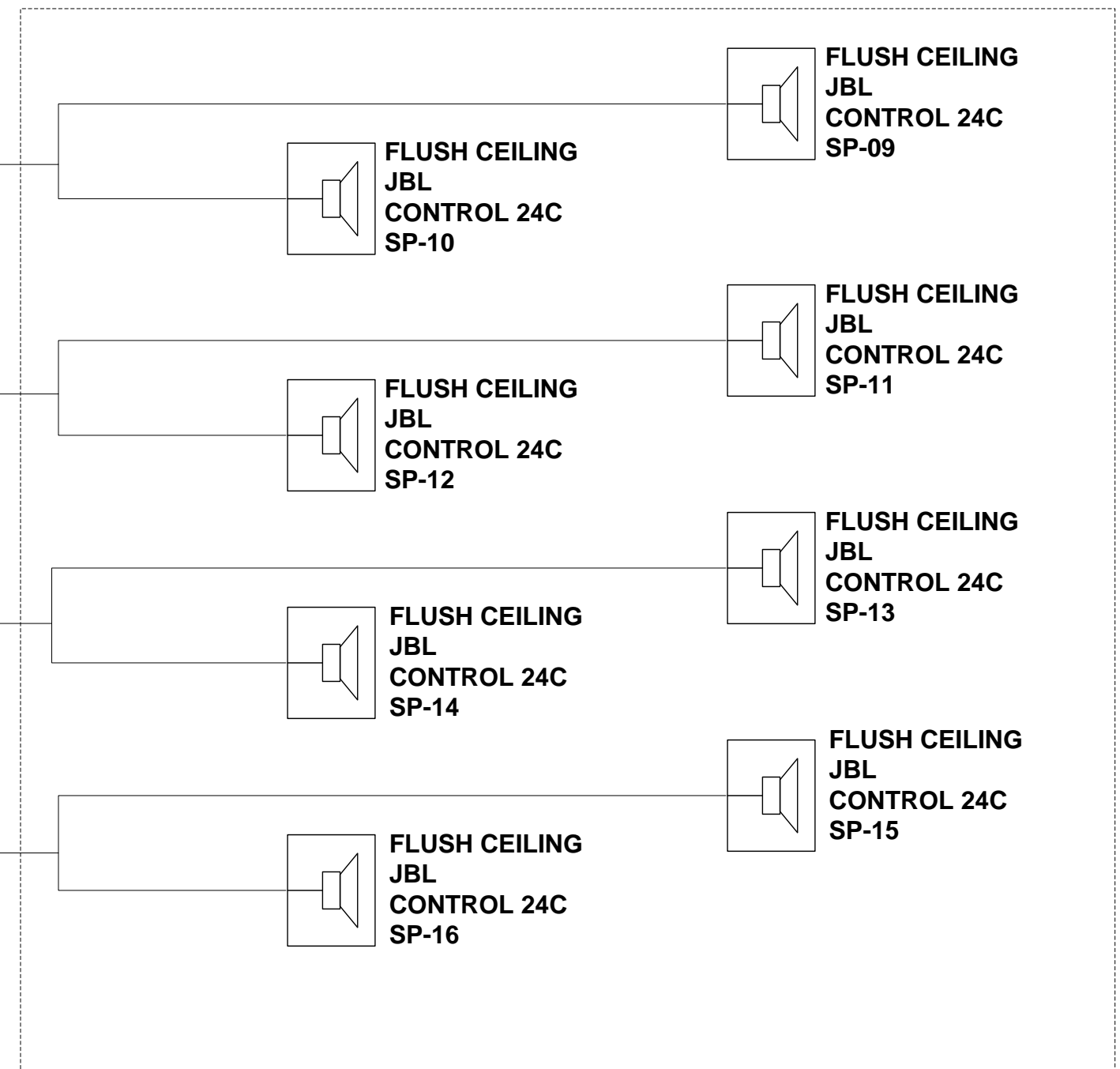
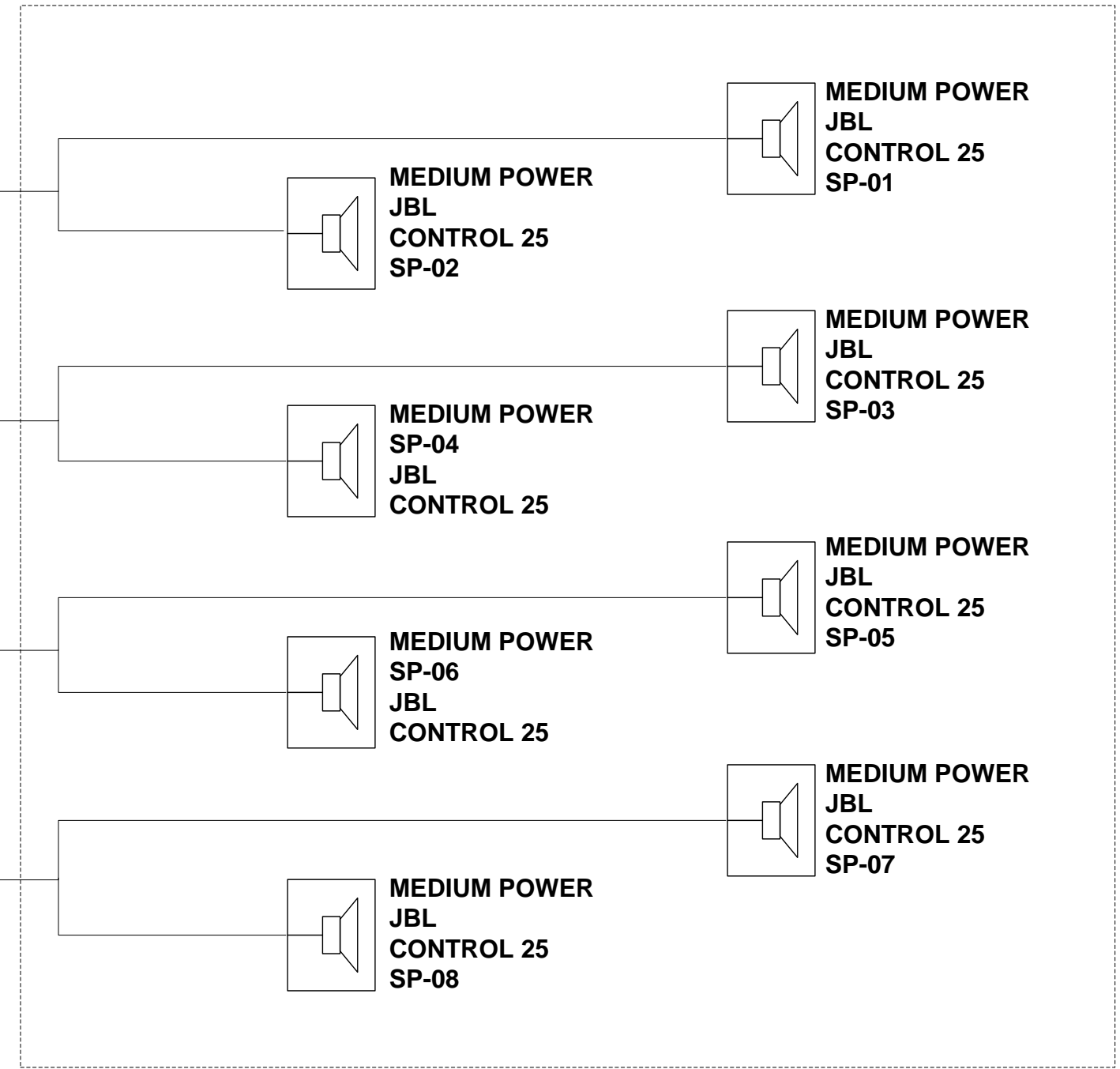
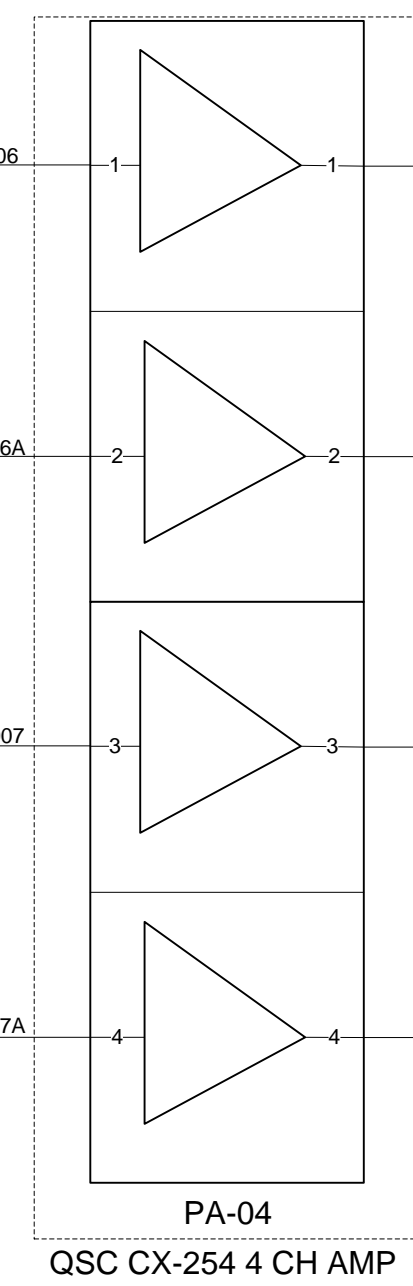
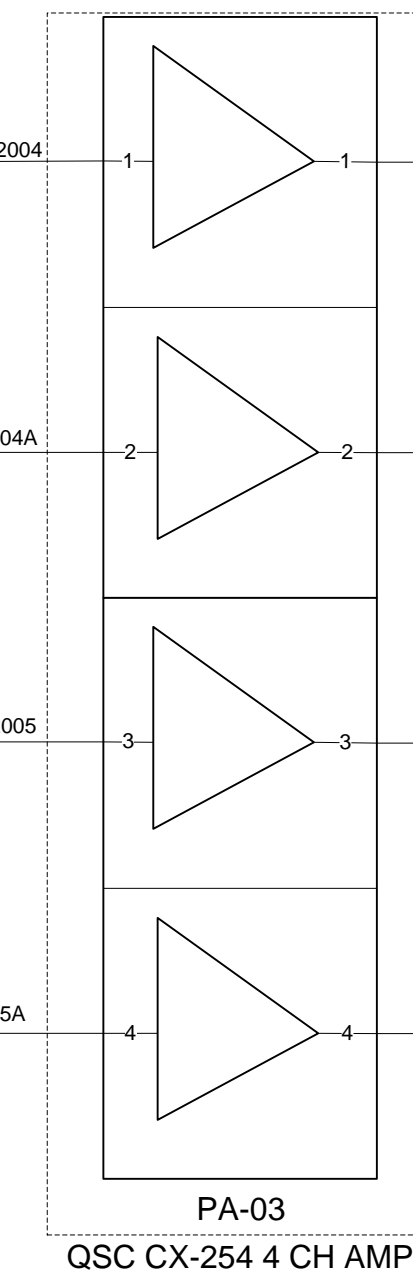
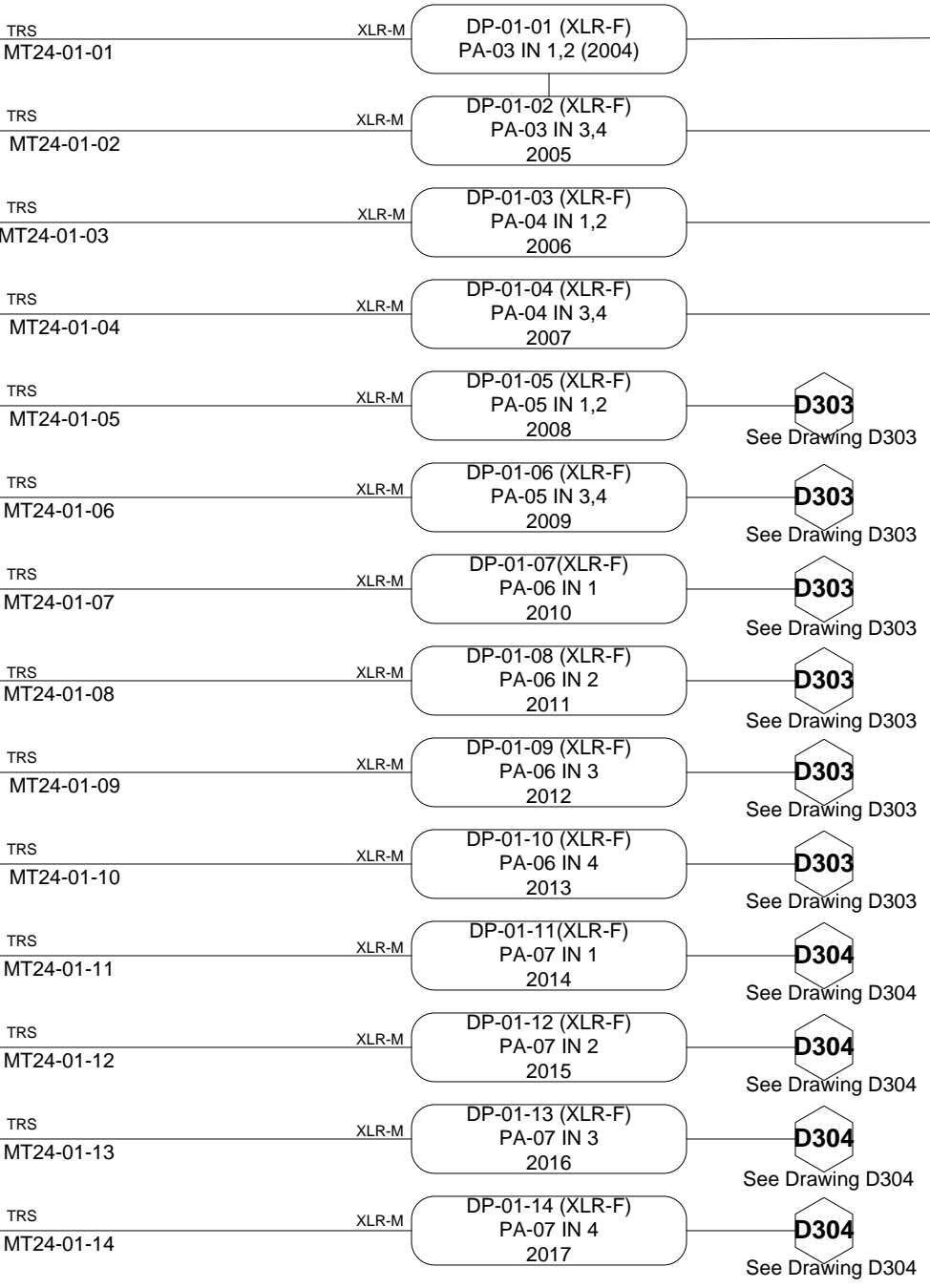
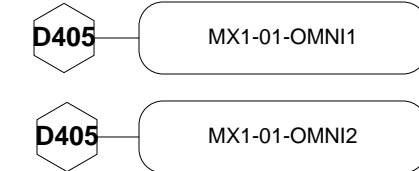
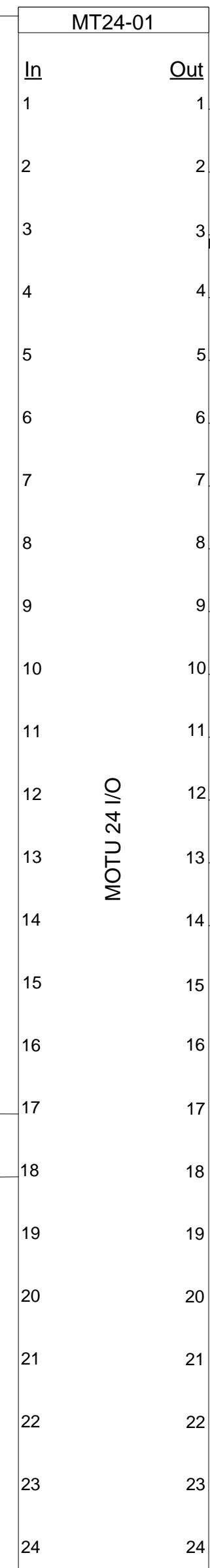
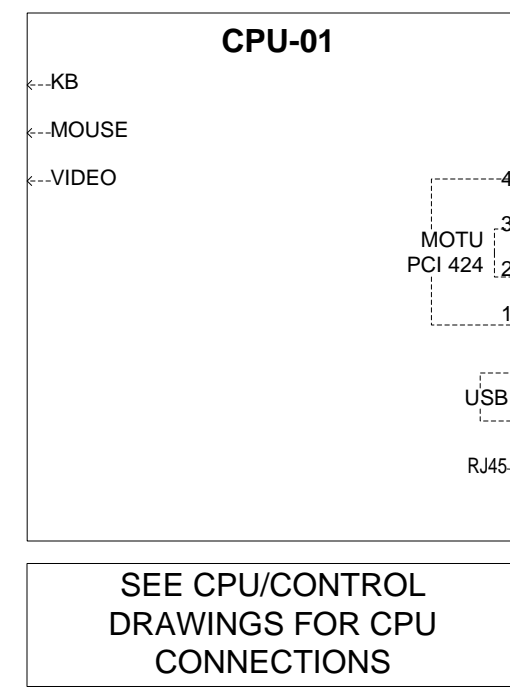


<b>BRUCE ELLMAN THEATRE SOUND</b> bruce@bruceellman.com		<b>MADAME TUSSAUD'S</b> NEW YORK CITY	
THIS DOCUMENT AND THE SPECIFICATIONS DESCRIBED WITHIN ARE THE EXCLUSIVE PROPERTY OF BRUCE ELLMAN THEATRE SOUND; ISSUED IN THE STRICTEST CONFIDENCE AND SHALL NOT BE REPRODUCED, COPIED, OR USED WITHOUT THE PRIOR WRITTEN PERMISSION OF BRUCE ELLMAN THEATRE SOUND.			
Exhibit Design: Tussauds Studios Sound Design: John Leonard System Design/Associate Design: Bruce Ellman		SIZE: <b>D</b> DATE: 6/21/2011	DWG NO: <b>D301 - CONTROL FLOW</b>
Contract with HG Lighting Design Drafted by Bruce Ellman		SCALE: 1 : 1	SHEET: 1 of 15



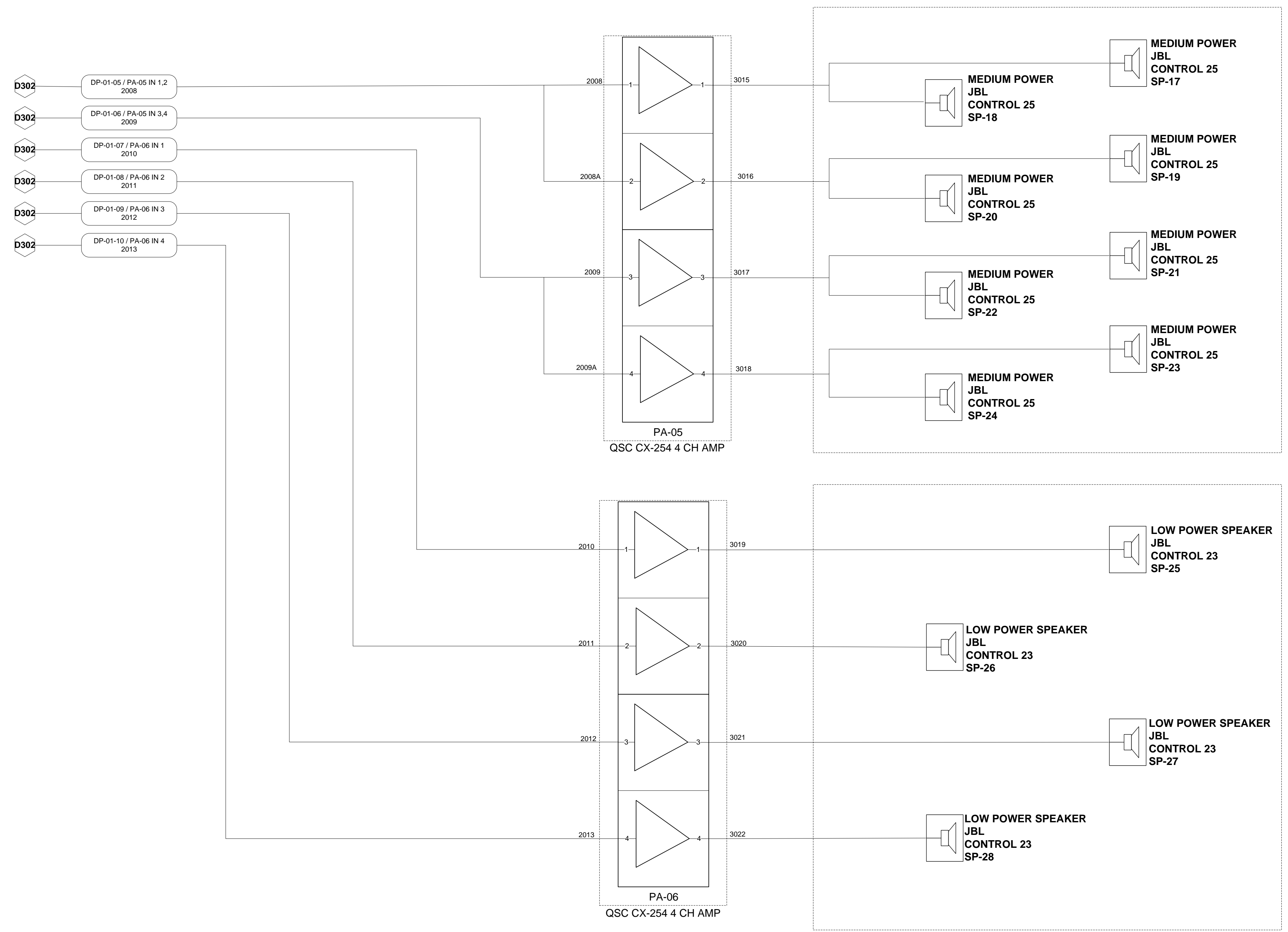
**NOTE:**

DRAWINGS ARE ACCURATE SYSTEM FLOW DIAGRAMS. HOWEVER, CABLE NUMBERS, AMPLIFIER, AND SPEAKER SPECIFICATIONS ARE FROM THE ORIGINAL (NOT "AS BUILT") PRG DESIGN DRAWINGS AND, AS SUCH, CANNOT BE GUARANTEED FOR ACCURACY.

**NOT ALL ORIGINAL CONNECTIONS ARE SHOWN!**

SEE ORIGINAL "AS BUILT" DRAWINGS FOR AMP TO SPEAKER DETAILS.

BRUCE ELLMAN THEATRE SOUND bruce@bruceellman.com		MADAME TUSSAUD'S NEW YORK CITY	
THIS DOCUMENT AND THE SPECIFICATIONS DESCRIBED WITHIN ARE THE EXCLUSIVE PROPERTY OF BRUCE ELLMAN THEATRE SOUND. ISSUED IN THE STRICTEST CONFIDENCE AND SHALL NOT BE REPRODUCED, COPIED, OR USED WITHOUT THE PRIOR WRITTEN PERMISSION OF BRUCE ELLMAN THEATRE SOUND.		LEVEL 100' SYSTEM FLOW 1	
		Exhibit Design: Tussauds Studios Sound Design: John Leonard System Design/Associate Design: Bruce Ellman	DATE 6/21/2011
Contract with HG Lighting Design Drafted by Bruce Ellman		SCALE 1 : 1	SHEET 2 of 15



**CELEBRITY PARTY  
OVERHEAD 2**

**CELEBRITY PARTY  
UNDER BALCONY**

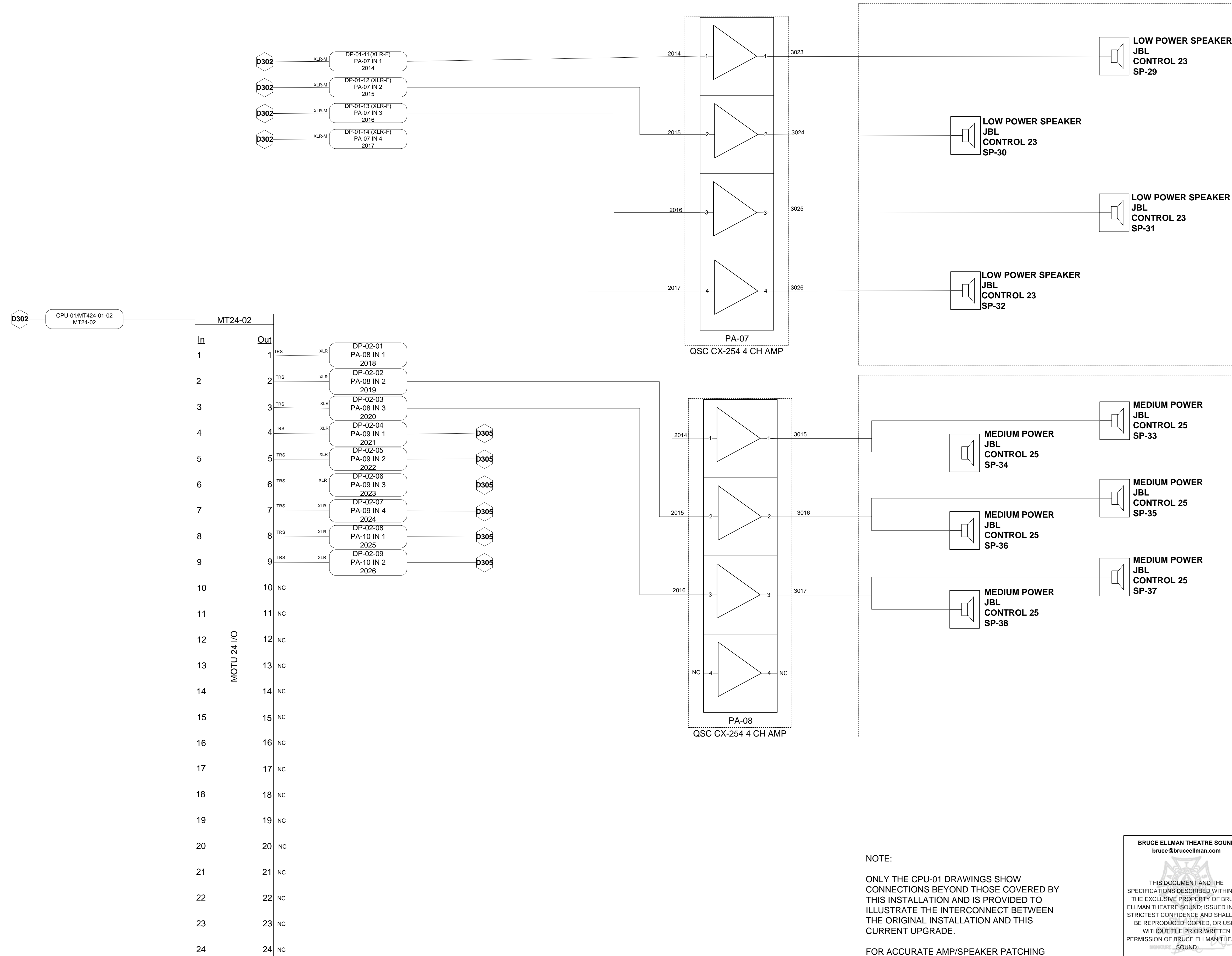
**NOTE:**

ONLY THE CPU-01 DRAWINGS SHOW CONNECTIONS BEYOND THOSE COVERED BY THIS INSTALLATION AND IS PROVIDED TO ILLUSTRATE THE INTERCONNECT BETWEEN THE ORIGINAL INSTALLATION AND THE HG LIGHTING DESIGN PROJECT.

FOR ACCURATE AMP/SPEAKER PATCHING NOT PART OF THE CURRENT PROJECT PLEASE REFER TO THE ORIGINAL PRG "AS BUILT" DRAWINGS.

<b>BRUCE ELLMAN THEATRE SOUND</b> bruce@bruceellman.com		<b>MADAME TUSSAUD'S NEW YORK CITY</b>		
<b>LEVEL 100' SYSTEM FLOW 2</b>				
Exhibit Design: Tussauds Studios Sound Design: John Leonard System Design/Associate Design: Bruce Ellman	<b>D</b>	DATE 6/21/2011	DWG NO <b>D303 - SYSTEM FLOW 2</b>	REV
Contract with HG Lighting Design Drafted by Bruce Ellman	SCALE 1 : 1	SHEET 3 of 15		



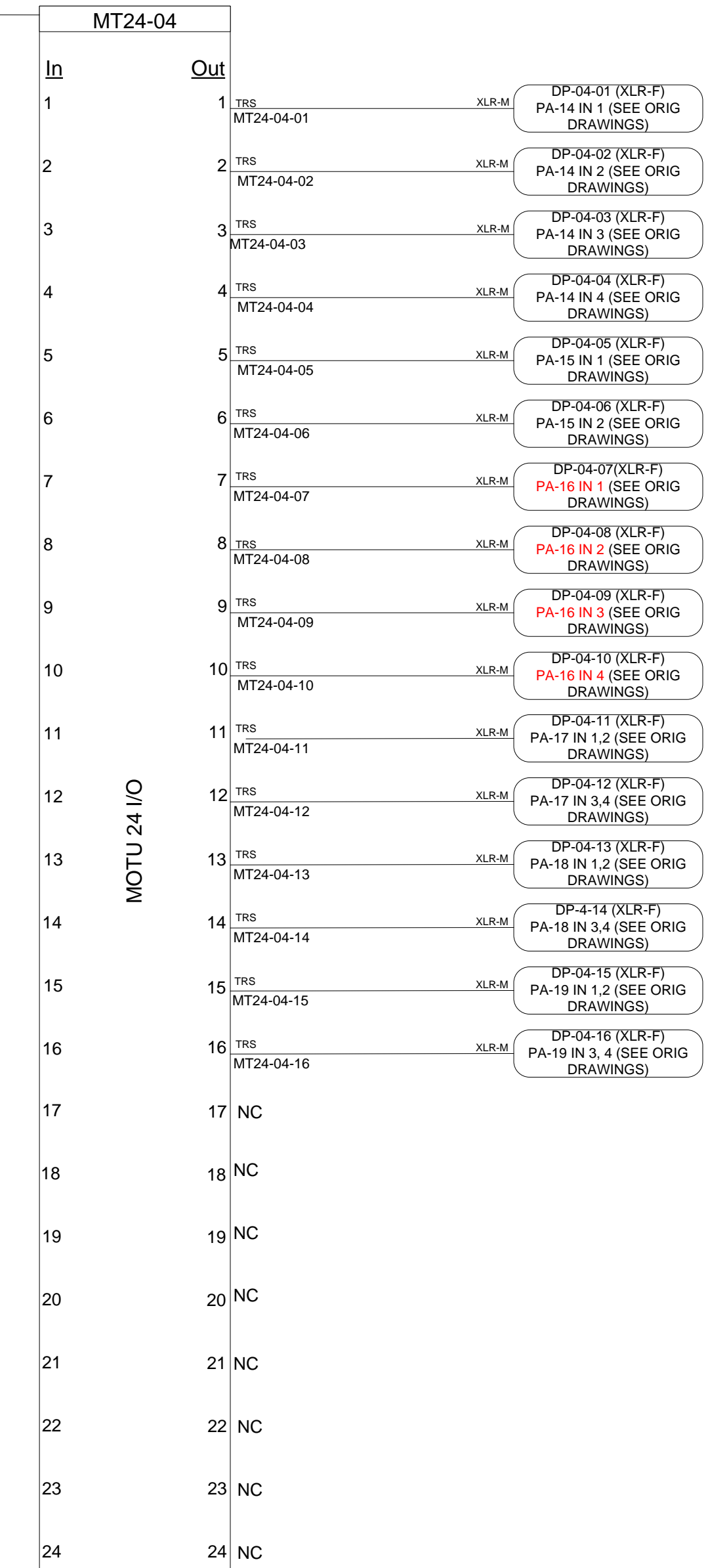
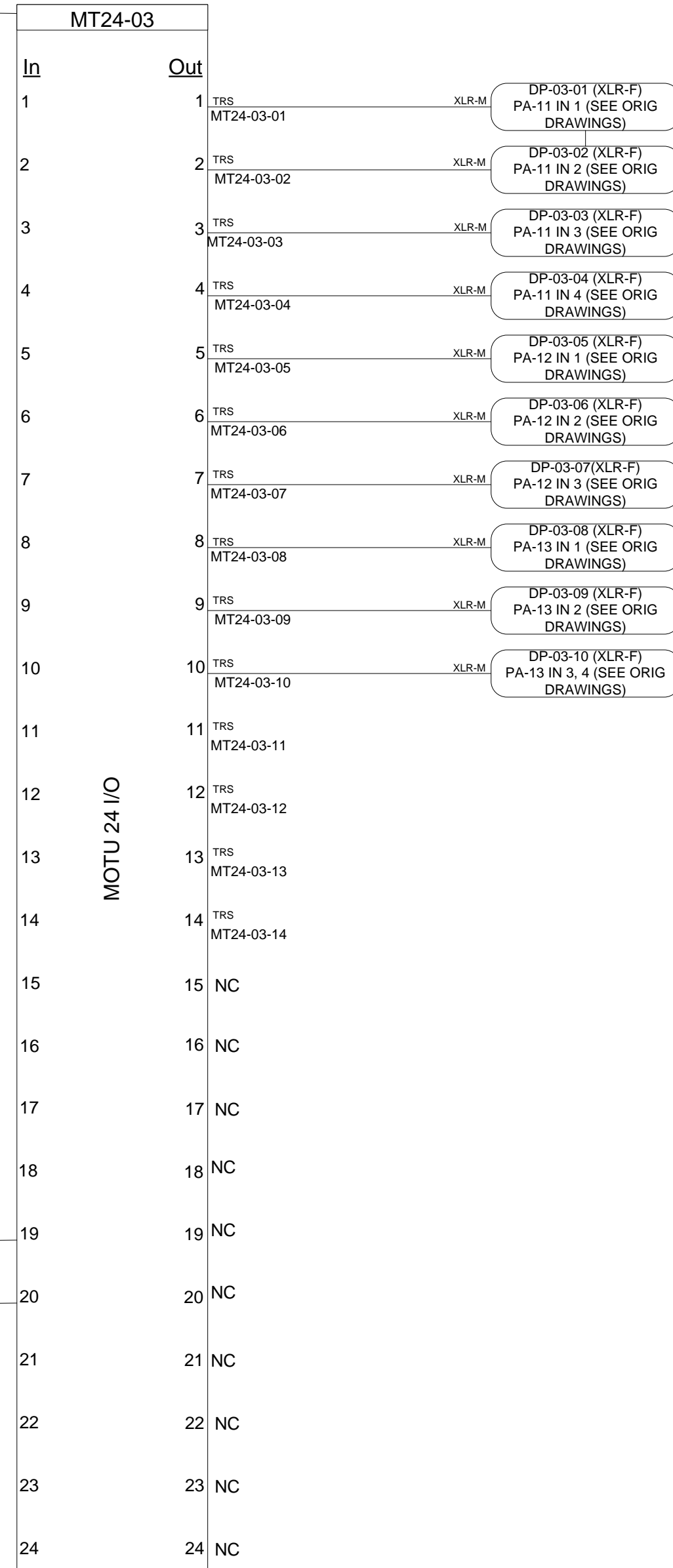
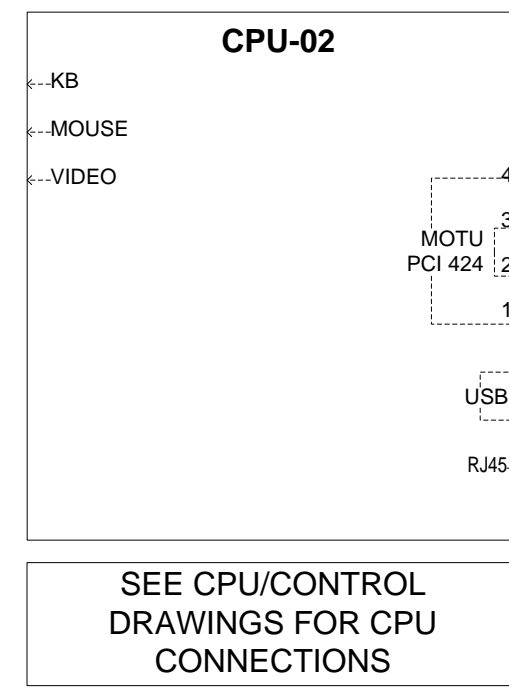


**CELEBRITY PARTY SPECIAL**

**HALL OF MIRRORS**

NOTE:  
 ONLY THE CPU-01 DRAWINGS SHOW CONNECTIONS BEYOND THOSE COVERED BY THIS INSTALLATION AND IS PROVIDED TO ILLUSTRATE THE INTERCONNECT BETWEEN THE ORIGINAL INSTALLATION AND THIS CURRENT UPGRADE.  
 FOR ACCURATE AMP/SPEAKER PATCHING NOT PART OF THE CURRENT PROJECT PLEASE REFER TO THE ORIGINAL PRG "AS BUILT" DRAWINGS.

BRUCE ELLMAN THEATRE SOUND bruce@bruceellman.com		MADAME TUSSAUD'S NEW YORK CITY	
THIS DOCUMENT AND THE SPECIFICATIONS DESCRIBED WITHIN ARE THE EXCLUSIVE PROPERTY OF BRUCE ELLMAN THEATRE SOUND; ISSUED IN THE STRICTEST CONFIDENCE AND SHALL NOT BE REPRODUCED, COPIED, OR USED WITHOUT THE PRIOR WRITTEN PERMISSION OF BRUCE ELLMAN THEATRE SOUND.			
Exhibit Design: Tussauds Studios Sound Design: John Leonard System Design/Associate Design: Bruce Ellman		DATE 6/21/2011	DWG NO <b>D304 - SYSTEM FLOW 3</b>
Contract with HG Lighting Design Drafted by Bruce Ellman		SCALE 1 : 1	REV SHEET 4 of 15



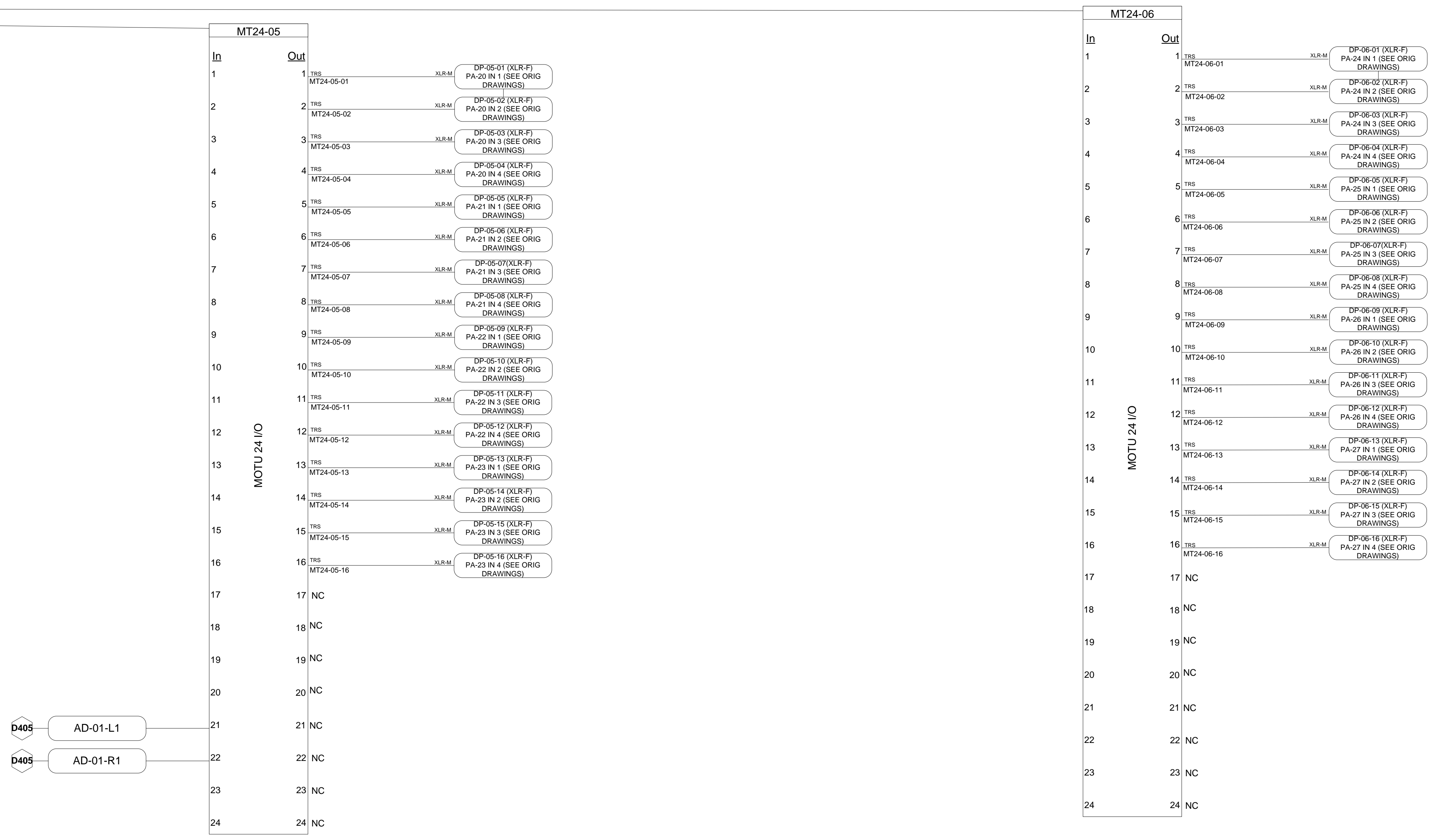
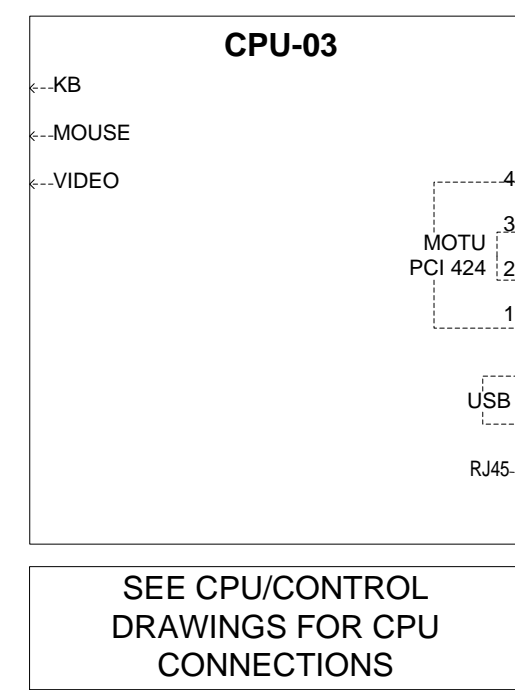
NOTE:  
PA-16 MISSING FROM RACK!

**NOTE:**

ONLY THE CPU-01 DRAWINGS SHOW CONNECTIONS BEYOND THOSE COVERED BY THIS INSTALLATION AND IS PROVIDED TO ILLUSTRATE THE INTERCONNECT BETWEEN THE ORIGINAL INSTALLATION AND THIS CURRENT UPGRADE.

FOR ACCURATE AMP/SPEAKER PATCHING NOT PART OF THE CURRENT PROJECT PLEASE REFER TO THE ORIGINAL PRG "AS BUILT" DRAWINGS.

<b>BRUCE ELLMAN THEATRE SOUND</b> bruce@bruceellman.com		<b>MADAME TUSSAUD'S</b> NEW YORK CITY	
THIS DOCUMENT AND THE SPECIFICATIONS DESCRIBED WITHIN ARE THE EXCLUSIVE PROPERTY OF BRUCE ELLMAN THEATRE SOUND; ISSUED IN THE STRICTEST CONFIDENCE AND SHALL NOT BE REPRODUCED, COPIED, OR USED WITHOUT THE PRIOR WRITTEN PERMISSION OF BRUCE ELLMAN THEATRE SOUND.			
Exhibit Design: Tussauds Studios Sound Design: John Leonard System Design/Associate Design: Bruce Ellman		SIZE: <b>D</b> DATE: 6/21/2011	DWG NO: <b>D305 - PATCH FLOW AB 3-4</b> SHEET: 5 of 15
Contract with HG Lighting Design Drafted by Bruce Ellman		SCALE: 1 : 1	REV:



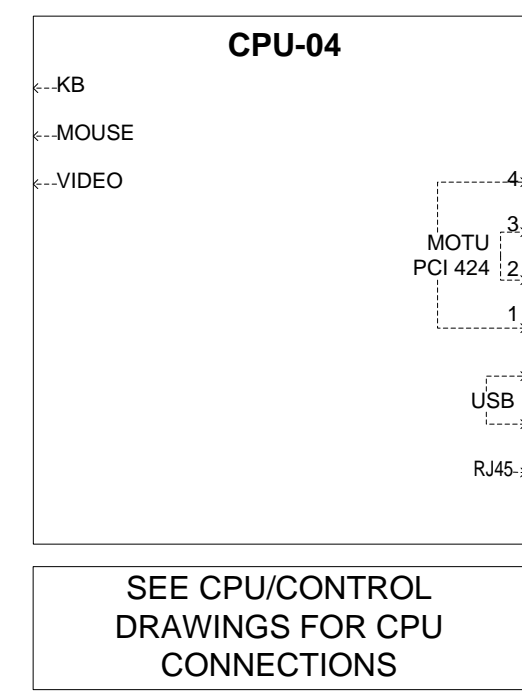
**NOTE:**

ONLY THE CPU-01 DRAWINGS SHOW CONNECTIONS BEYOND THOSE COVERED BY THIS INSTALLATION AND IS PROVIDED TO ILLUSTRATE THE INTERCONNECT BETWEEN THE ORIGINAL INSTALLATION AND THIS CURRENT UPGRADE.

FOR ACCURATE AMP/SPEAKER PATCHING NOT PART OF THE CURRENT PROJECT PLEASE REFER TO THE ORIGINAL PRG "AS BUILT" DRAWINGS.

<b>BRUCE ELLMAN THEATRE SOUND</b> bruce@bruceellman.com		<b>MADAME TUSSAUD'S</b> NEW YORK CITY	
THIS DOCUMENT AND THE SPECIFICATIONS DESCRIBED WITHIN ARE THE EXCLUSIVE PROPERTY OF BRUCE ELLMAN THEATRE SOUND. ISSUED IN THE STRICTEST CONFIDENCE AND SHALL NOT BE REPRODUCED, COPIED, OR USED WITHOUT THE PRIOR WRITTEN PERMISSION OF BRUCE ELLMAN THEATRE SOUND.			
Exhibit Design: Tussauds Studios Sound Design: John Leonard System Design/Associate Design: Bruce Ellman		SIZE: <b>D</b> DATE: 6/21/2011	DWG NO: <b>D306 - PATCH FLOW AB 5-6</b> REV:
Contract with HG Lighting Design Drafted by Bruce Ellman		SCALE: 1 : 1	SHEET: 6 of 15





MT24-07	
In	Out
1	1 TRS MT24-07-01 XLR-M DP-07-01 (XLR-F) PA-28 IN 1 (SEE ORIG DRAWINGS)
2	2 TRS MT24-07-02 XLR-M DP-07-02 (XLR-F) PA-28 IN 2 (SEE ORIG DRAWINGS)
3	3 TRS MT24-07-03 XLR-M DP-07-03 (XLR-F) PA-28 IN 3 (SEE ORIG DRAWINGS)
4	4 TRS MT24-07-04 XLR-M DP-07-04 (XLR-F) PA-28 IN 4 (SEE ORIG DRAWINGS)
5	5 TRS MT24-07-05 XLR-M DP-07-05 (XLR-F) PA-29 IN 1 (SEE ORIG DRAWINGS)
6	6 TRS MT24-07-06 XLR-M DP-07-06 (XLR-F) PA-29 IN 2 (SEE ORIG DRAWINGS)
7	7 TRS MT24-07-07 XLR-M DP-07-07 (XLR-F) PA-29 IN 3 (SEE ORIG DRAWINGS)
8	8 TRS MT24-07-08 XLR-M DP-07-08 (XLR-F) PA-29 IN 4 (SEE ORIG DRAWINGS)
9	9 TRS MT24-07-09 XLR-M DP-07-09 (XLR-F) PA-30 IN 1 (SEE ORIG DRAWINGS)
10	10 TRS MT24-07-10 XLR-M DP-07-10 (XLR-F) PA-30 IN 2 (SEE ORIG DRAWINGS)
11	11 TRS MT24-07-11 XLR-M DP-07-11 (XLR-F) PA-30 IN 3 (SEE ORIG DRAWINGS)
12	12 TRS MT24-07-12 XLR-M DP-07-12 (XLR-F) PA-30 IN 4 (SEE ORIG DRAWINGS)
13	13 TRS MT24-07-13 XLR-M DP-07-13 (XLR-F) PA-31 IN 1 (SEE ORIG DRAWINGS)
14	14 TRS MT24-07-14 XLR-M DP-07-14 (XLR-F) PA-31 IN 2 (SEE ORIG DRAWINGS)
15	15 NC
16	16 NC
17	17 NC
18	18 NC
19	19 NC
20	20 NC
21	21 NC
22	22 NC
23	23 NC
24	24 NC



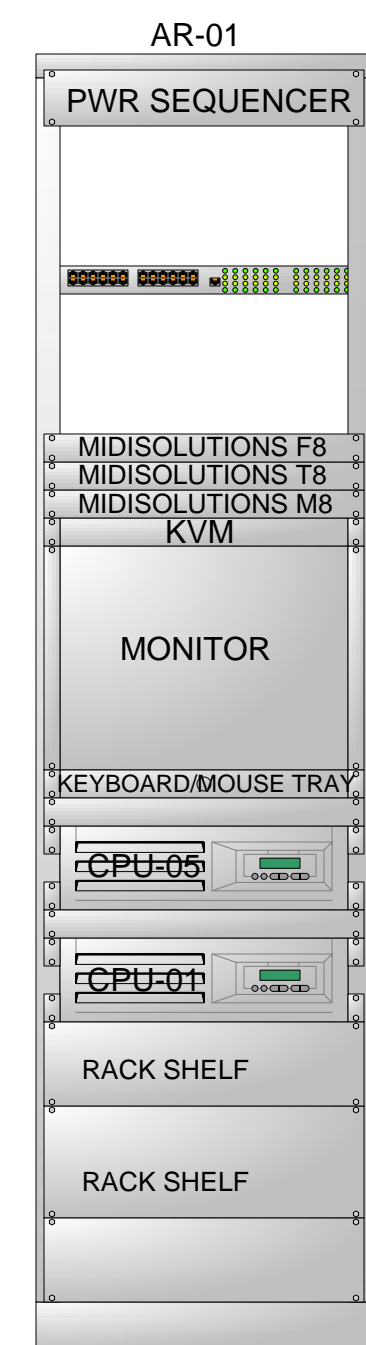
MT24-08	
In	Out
1	1 TRS MT24-08-01 XLR-M DP-08-01 (XLR-F) PA-31 IN 3 (SEE ORIG DRAWINGS)
2	2 TRS MT24-08-02 XLR-M DP-08-02 (XLR-F) PA-31 IN 4 (SEE ORIG DRAWINGS)
3	3 TRS MT24-08-03 XLR-M DP-08-03 (XLR-F) TBD (SEE ORIG DRAWINGS)
4	4 TRS MT24-08-04 XLR-M DP-08-04 (XLR-F) TBD (SEE ORIG DRAWINGS)
5	5 TRS MT24-08-05 XLR-M DP-08-05 (XLR-F) TBD (SEE ORIG DRAWINGS)
6	6 TRS MT24-08-06 XLR-M DP-08-06 (XLR-F) TBD (SEE ORIG DRAWINGS)
7	7 TRS MT24-08-07 XLR-M DP-08-07 (XLR-F) TBD (SEE ORIG DRAWINGS)
8	8 TRS MT24-08-08 XLR-M DP-08-08 (XLR-F) TBD (SEE ORIG DRAWINGS)
9	9 TRS MT24-08-09 XLR-M DP-08-09 (XLR-F) TBD (SEE ORIG DRAWINGS)
10	10 TRS MT24-08-10 XLR-M DP-08-10 (XLR-F) TBD (SEE ORIG DRAWINGS)
11	11 TRS MT24-08-11 XLR-M DP-08-11 (XLR-F) TBD (SEE ORIG DRAWINGS)
12	12 TRS MT24-08-12 XLR-M DP-08-12 (XLR-F) TBD (SEE ORIG DRAWINGS)
13	13 TRS MT24-08-13 XLR-M DP-08-13 (XLR-F) TBD (SEE ORIG DRAWINGS)
14	14 TRS MT24-08-14 XLR-M DP-08-14 (XLR-F) TBD (SEE ORIG DRAWINGS)
15	15 TRS MT24-08-15 XLR-M DP-08-15 (XLR-F) PA-34 IN 4 (SEE ORIG DRAWINGS)
16	16 TRS MT24-08-16 XLR-M DP-08-16 (XLR-F) TBD (SEE ORIG DRAWINGS)
17	17 NC
18	18 NC
19	19 NC
20	20 NC
21	21 NC
22	22 NC
23	23 NC
24	24 NC

**NOTE:**

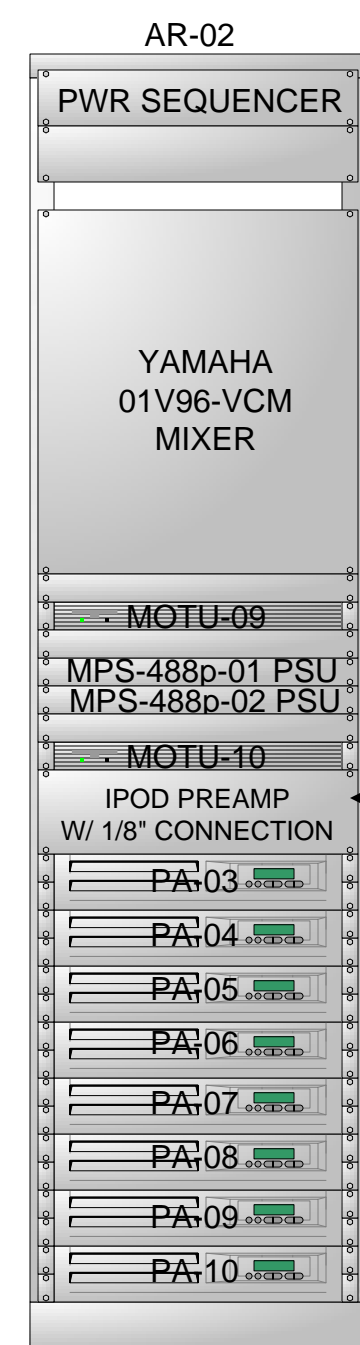
ONLY THE CPU-01 DRAWINGS SHOW CONNECTIONS BEYOND THOSE COVERED BY THIS INSTALLATION AND IS PROVIDED TO ILLUSTRATE THE INTERCONNECT BETWEEN THE ORIGINAL INSTALLATION AND THIS CURRENT UPGRADE.

FOR ACCURATE AMP/SPEAKER PATCHING NOT PART OF THE CURRENT PROJECT PLEASE REFER TO THE ORIGINAL PRG "AS BUILT" DRAWINGS.

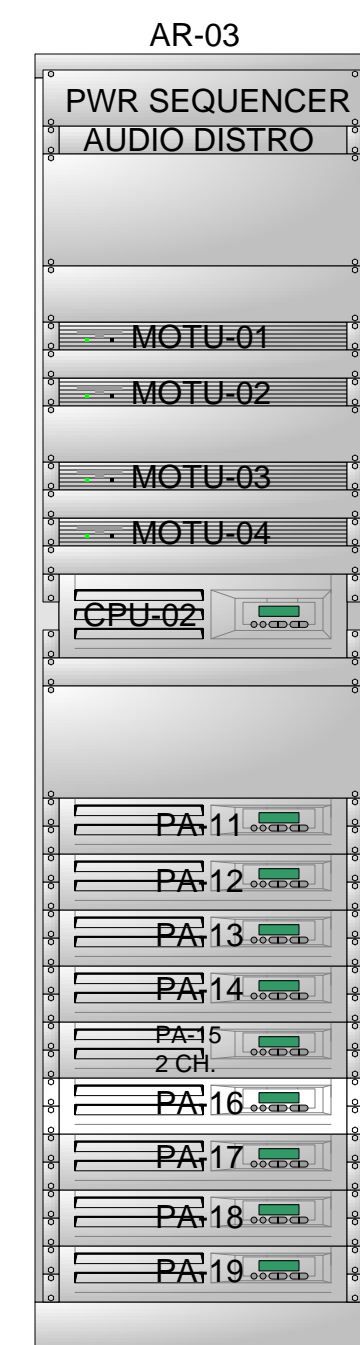
<b>BRUCE ELLMAN THEATRE SOUND</b> bruce@bruceellman.com		<b>MADAME TUSSAUD'S</b> NEW YORK CITY	
THIS DOCUMENT AND THE SPECIFICATIONS DESCRIBED WITHIN ARE THE EXCLUSIVE PROPERTY OF BRUCE ELLMAN THEATRE SOUND; ISSUED IN THE STRICTEST CONFIDENCE AND SHALL NOT BE REPRODUCED, COPIED, OR USED WITHOUT THE PRIOR WRITTEN PERMISSION OF BRUCE ELLMAN THEATRE SOUND.			
Exhibit Design: Tussauds Studios Sound Design: John Leonard System Design/Associate Design: Bruce Ellman		SIZE: <b>D</b> DATE: 6/21/2011	DWG NO: <b>D307 - PATCH FLOW AB 7-8</b> REV:
Contract with HG Lighting Design Drafted by Bruce Ellman		SCALE: 1 : 1	SHEET: 7 of 15



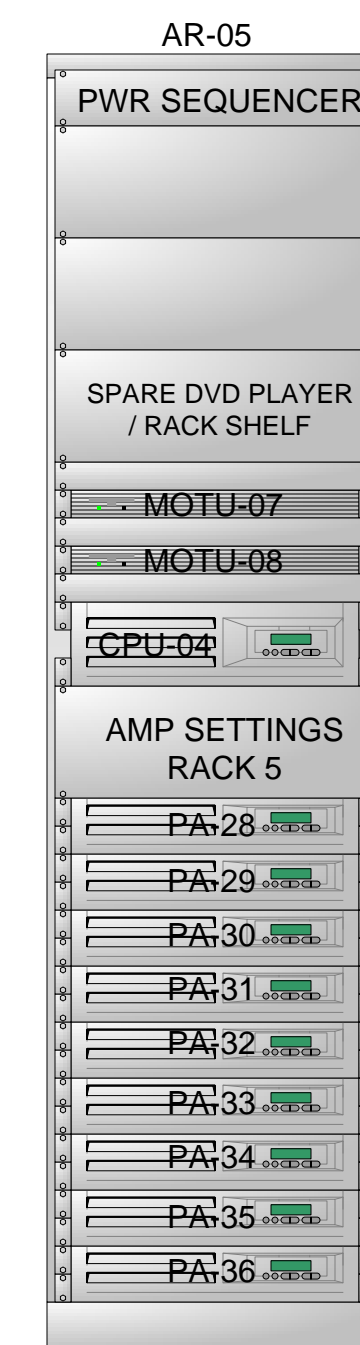
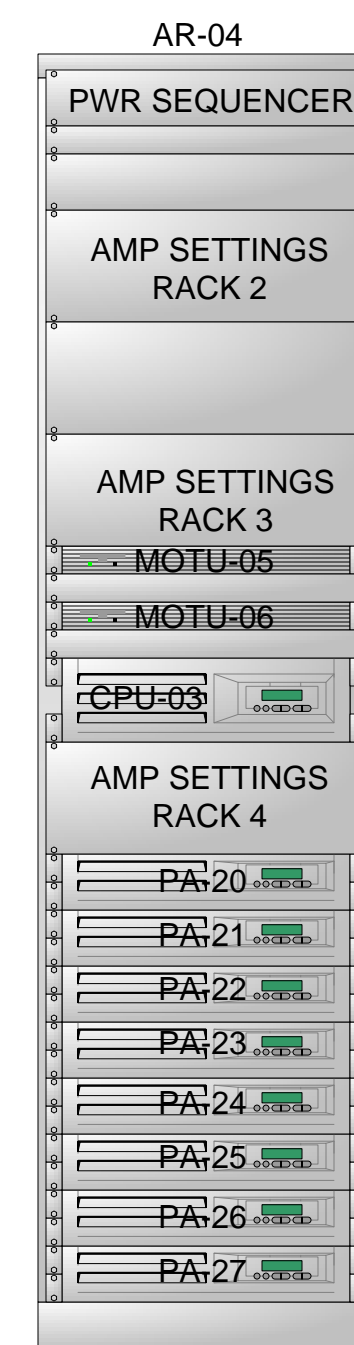
NETWORK SWITCH MOUNTED IN BACK OF RACK



RACKSHELF WITH IPOD CONNECTION, PLEASE ALLOW ≤ 3RU



PA-15 HAS BEEN REPLACED WITH A 2 CH AMP  
PA-16 MISSING



**NOTE:**

EXCEPT AS NOTED ALL AMPLIFIERS ARE QSC CX-254 4 CH.

PLEASE PLACE RACK COVERS/SPACERS OVER UNUSED RACK UNITS.

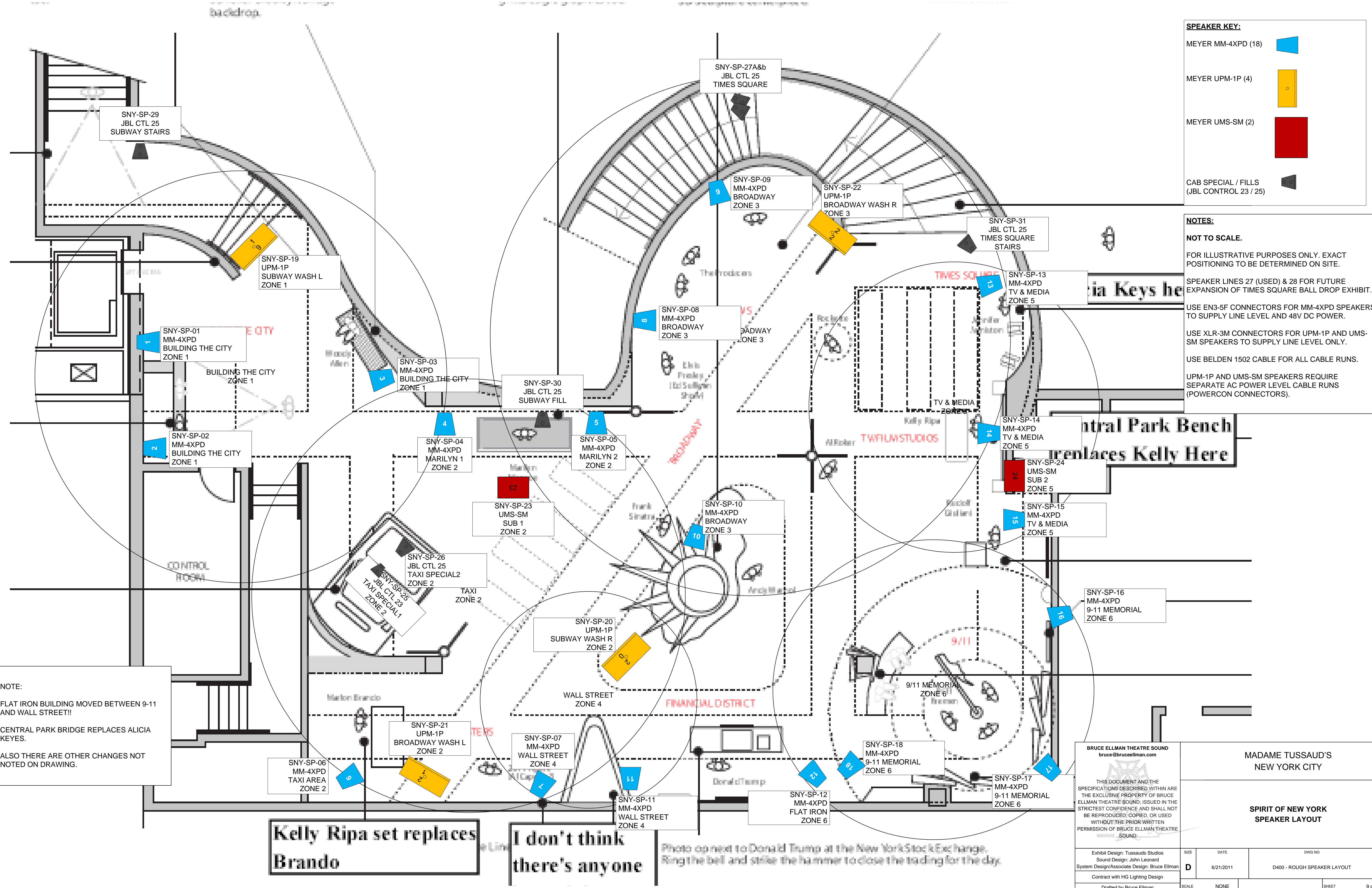
**RACK 01** – MIDI, NETWORK, CONTROL AND ROUTING

**RACK 02** – AUDIO ROUTING, PLAYBACK AND AMPS

**RACKS 03-05** – PLAYBACK AND AMPS

<b>BRUCE ELLMAN THEATRE SOUND</b> bruce@bruceellman.com		<b>MADAME TUSSAUD'S</b> NEW YORK CITY		
THIS DOCUMENT AND THE SPECIFICATIONS DESCRIBED WITHIN ARE THE EXCLUSIVE PROPERTY OF BRUCE ELLMAN THEATRE SOUND. ISSUED IN THE STRICTEST CONFIDENCE AND SHALL NOT BE REPRODUCED, COPIED, OR USED WITHOUT THE PRIOR WRITTEN PERMISSION OF BRUCE ELLMAN THEATRE SOUND.		<b>RACK DIAGRAM</b>		
Exhibit Design: Tussauds Studios Sound Design: John Leonard System Design/Associate Design: Bruce Ellman	SIZE: <b>D</b>	DATE: 6/21/2011	DWG NO: <b>D308 - RACK DIAGRAM</b>	REV:
Contract with HG Lighting Design Drafted by Bruce Ellman	SCALE: 1 : 1	SHEET:	8 of 15	





**SPEAKER KEY:**

- MEYER MM-4XPD (18) ■
- MEYER UPM-1P (4) ■
- MEYER UMS-SM (2) ■
- CAB SPECIAL / FILLS (JBL CONTROL 23 / 25) ■

**NOTES:**

**NOT TO SCALE.**

FOR ILLUSTRATIVE PURPOSES ONLY. EXACT POSITIONING TO BE DETERMINED ON SITE.

SPEAKER LINES 27 (USED) & 28 FOR FUTURE EXPANSION OF TIMES SQUARE BALL DROP EXHIBIT.

USE EN3-5F CONNECTORS FOR MM-4XPD SPEAKERS TO SUPPLY LINE LEVEL AND 48V DC POWER.

USE XLR-3M CONNECTORS FOR UPM-1P AND UMS-SM SPEAKERS TO SUPPLY LINE LEVEL ONLY.

USE BELDEN 1502 CABLE FOR ALL CABLE RUNS.

UPM-1P AND UMS-SM SPEAKERS REQUIRE SEPARATE AC POWER LEVEL CABLE RUNS (POWERCON CONNECTORS).

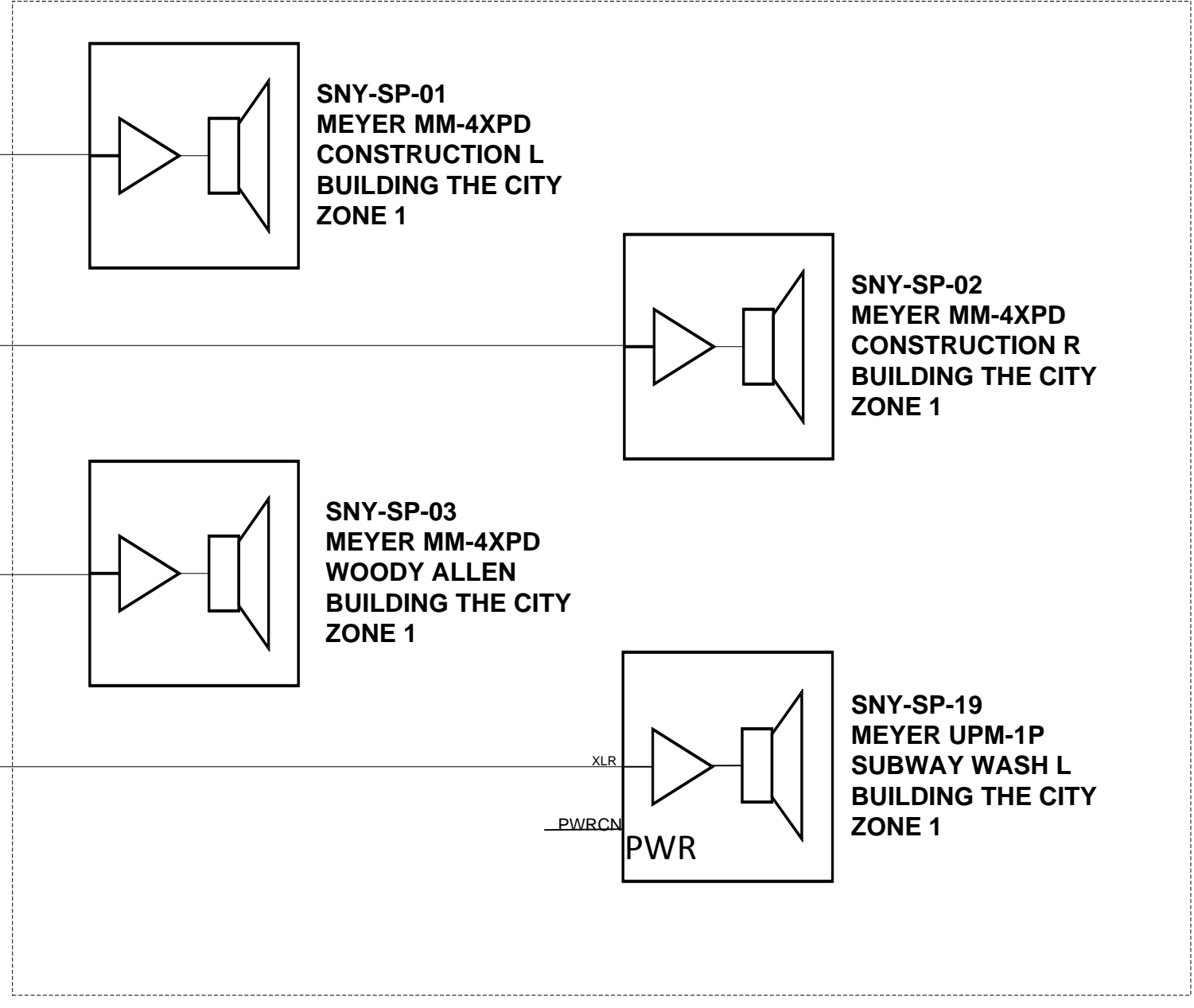
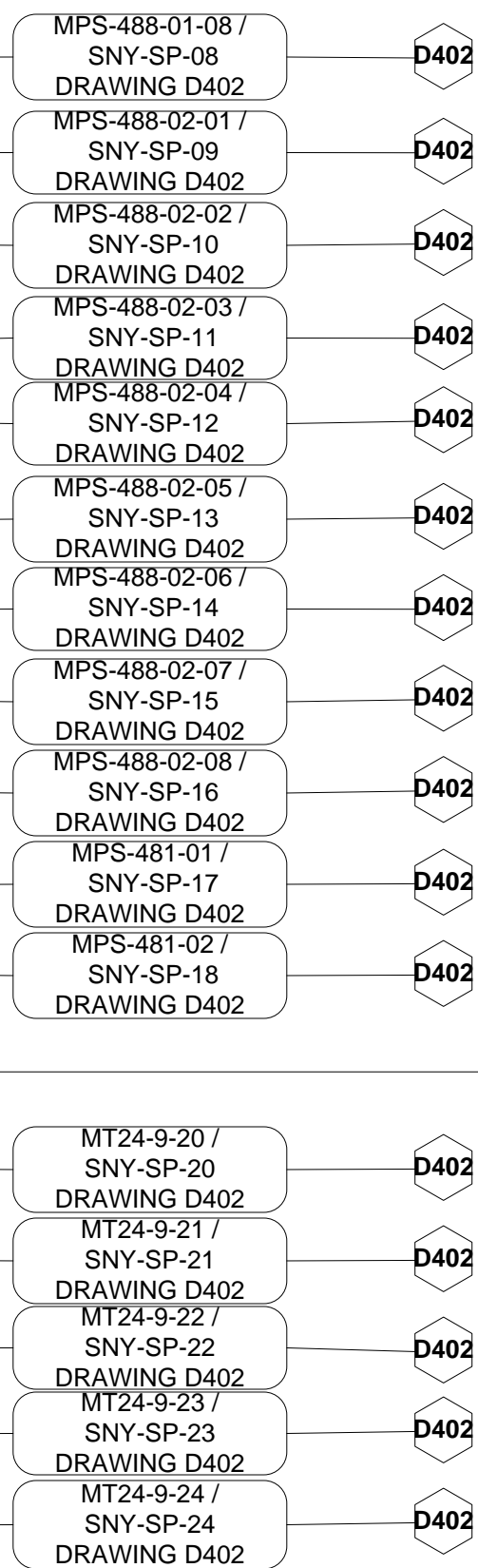

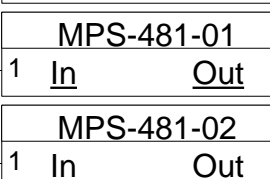

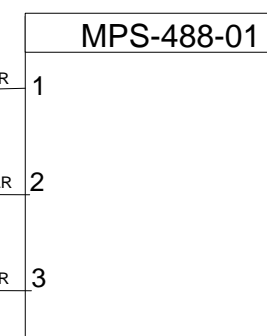
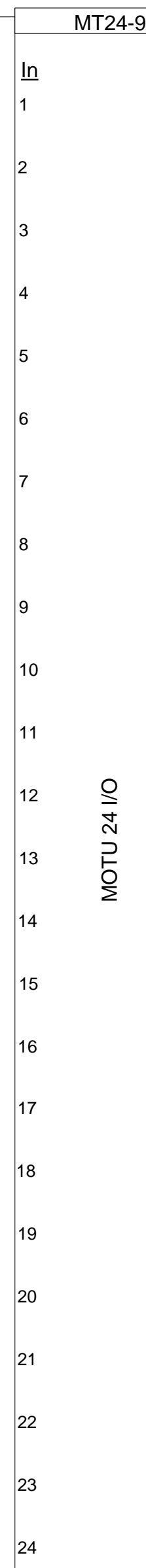
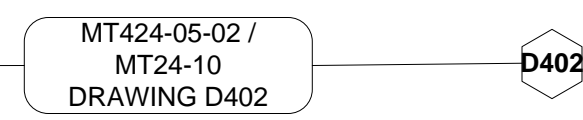
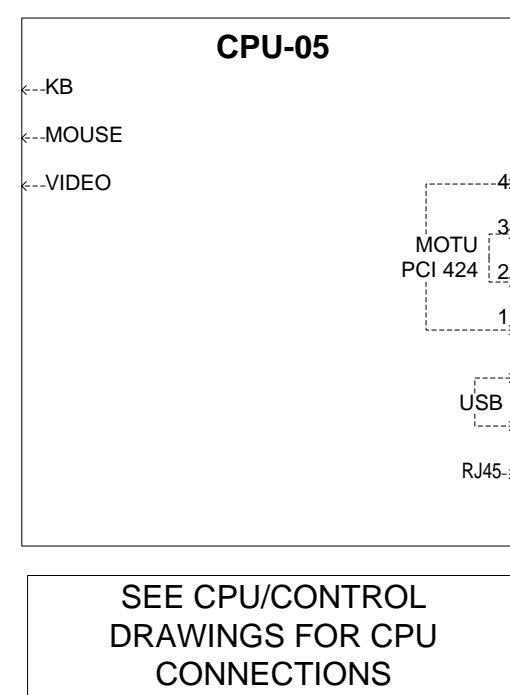
**NOTE:**

FLAT IRON BUILDING MOVED BETWEEN 9-11 AND WALL STREET!!

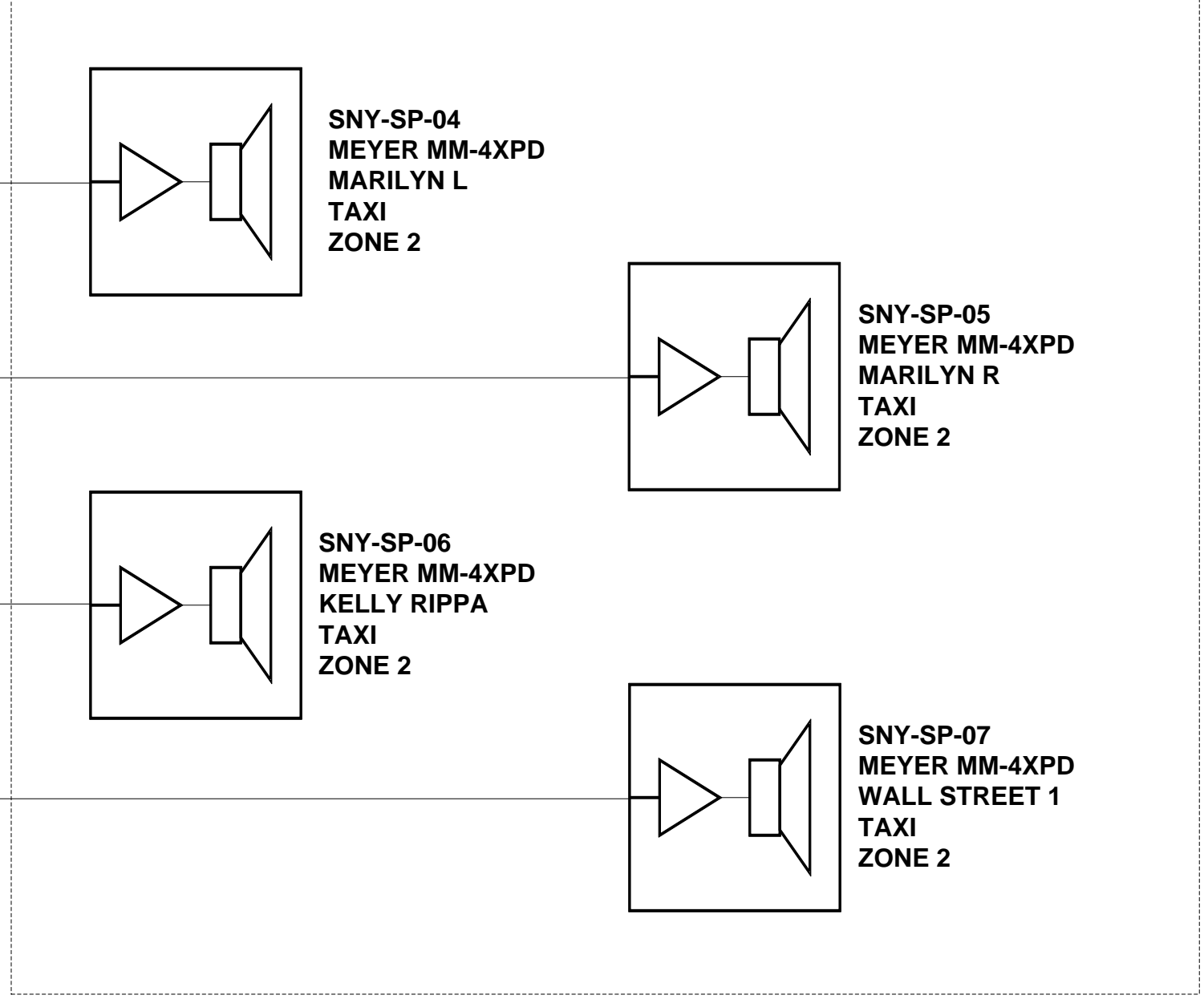
CENTRAL PARK BRIDGE REPLACES ALICIA KEYES.

ALSO THERE ARE OTHER CHANGES NOT NOTED ON DRAWING.

<b>BRUCE ELLMAN THEATRE SOUND</b> bruce@bruceellman.com		<b>MADAME TUSSAUD'S</b> NEW YORK CITY	
THIS DOCUMENT AND THE SPECIFICATIONS DESCRIBED WITHIN ARE THE EXCLUSIVE PROPERTY OF BRUCE ELLMAN THEATRE SOUND, ISSUED IN THE STRICTEST CONFIDENCE AND SHALL NOT BE REPRODUCED, COPIED, OR USED WITHOUT THE PRIOR WRITTEN PERMISSION OF BRUCE ELLMAN THEATRE SOUND.		<b>SPIRIT OF NEW YORK</b> SPEAKER LAYOUT	
Exhibit Design: Tussauds Studios Sound Design: John Leonard System Design/Associate Design: Bruce Ellman Contract with HG Lighting Design Drafted by Bruce Ellman	SIZE: <b>D</b> DATE: 6/21/2011 SCALE: NONE	DWG NO: D400 - ROUGH SPEAKER LAYOUT SHEET: 9 of 15	REV:



**BUILDING THE CITY ZONE 1**

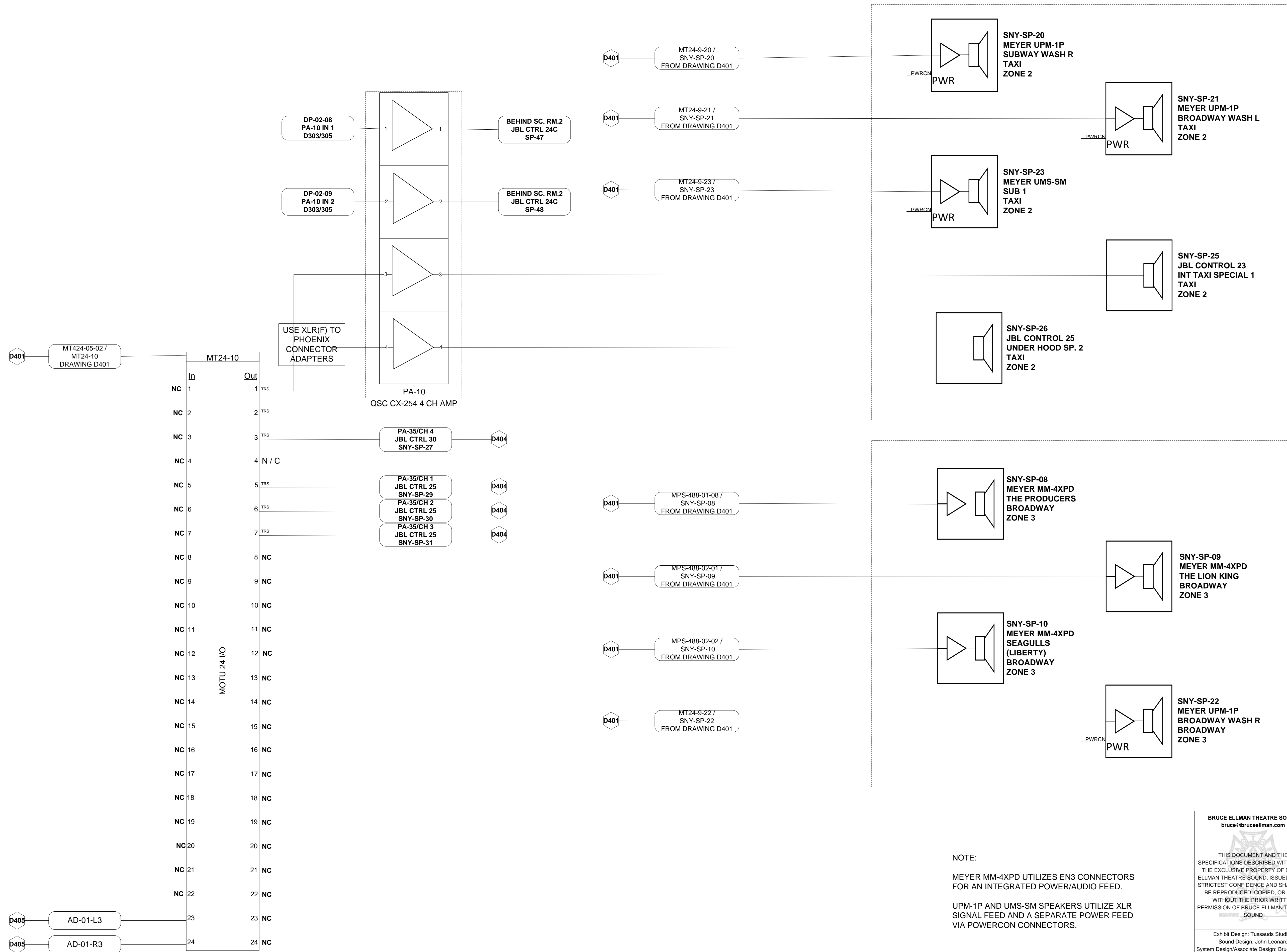


**TAXI ZONE MM-4XPD SPEAKERS ZONE 2**

NOTE:  
 MEYER MM-4XPD UTILIZES EN3 CONNECTORS FOR AN INTEGRATED POWER/AUDIO FEED.  
 UPM-1P AND UMS-SM SPEAKERS UTILIZE XLR SIGNAL FEED AND A SEPARATE POWER FEED VIA POWERCON CONNECTORS.

BRUCE ELLMAN THEATRE SOUND bruce@bruceellman.com		MADAME TUSSAUD'S NEW YORK CITY	
THIS DOCUMENT AND THE SPECIFICATIONS DESCRIBED WITHIN ARE THE EXCLUSIVE PROPERTY OF BRUCE ELLMAN THEATRE SOUND, ISSUED IN THE STRICTEST CONFIDENCE AND SHALL NOT BE REPRODUCED, COPIED, OR USED WITHOUT THE PRIOR WRITTEN PERMISSION OF BRUCE ELLMAN THEATRE SOUND.			
Exhibit Design: Tussauds Studios Sound Design: John Leonard System Design/Associate Design: Bruce Ellman		DATE 6/21/2011	DWG NO <b>D401 - SNY SYSTEM FLOW 1</b>
Contract with HG Lighting Design Drafted by Bruce Ellman		SCALE 1 : 1	SHEET 10 of 15





**TAXI ZONE  
SPECIAL AND WASH  
SPEAKERS  
ZONE 2**

**BROADWAY  
ZONE 3**

NOTE:  
MEYER MM-4XPD UTILIZES EN3 CONNECTORS FOR AN INTEGRATED POWER/AUDIO FEED.  
UPM-1P AND UMS-SM SPEAKERS UTILIZE XLR SIGNAL FEED AND A SEPARATE POWER FEED VIA POWERCON CONNECTORS.

BRUCE ELLMAN THEATRE SOUND bruce@bruceellman.com		MADAME TUSSAUD'S NEW YORK CITY		
THIS DOCUMENT AND THE SPECIFICATIONS DESCRIBED WITHIN ARE THE EXCLUSIVE PROPERTY OF BRUCE ELLMAN THEATRE SOUND, ISSUED IN THE STRICTEST CONFIDENCE AND SHALL NOT BE REPRODUCED, COPIED, OR USED WITHOUT THE PRIOR WRITTEN PERMISSION OF BRUCE ELLMAN THEATRE SOUND.				
Exhibit Design: Tussauds Studios Sound Design: John Leonard System Design/Associate Design: Bruce Ellman		SIZE: <b>D</b> DATE: 6/21/2011	DWG NO: <b>D402 - SNY SYSTEM FLOW 2</b>	REV:
Contract with HG Lighting Design Drafted by Bruce Ellman		SCALE: 1 : 1	SHEET:	11 of 15



D401 MPS-488-02-03 /  
SNY-SP-11  
FROM DRAWING D401

D401 MPS-488-02-04 /  
SNY-SP-12  
FROM DRAWING D401

D401 MPS-488-02-05 /  
SNY-SP-13  
FROM DRAWING D401

D401 MPS-488-02-06 /  
SNY-SP-14  
FROM DRAWING D401

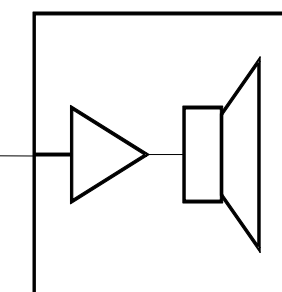
D401 MPS-488-02-07 /  
SNY-SP-15  
FROM DRAWING D401

D401 MT24-9-24 /  
SNY-SP-24  
FROM DRAWING D401

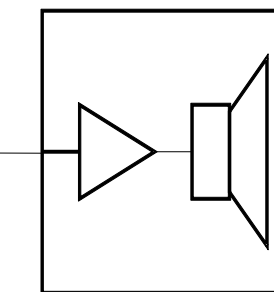
D401 MPS-488-02-08 /  
SNY-SP-16  
FROM DRAWING D401

D401 MPS-481-01 /  
SNY-SP-17  
FROM DRAWING D401

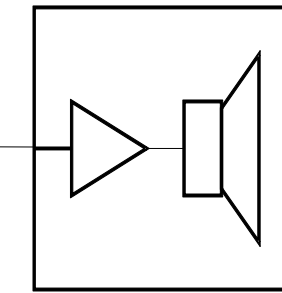
D401 MPS-481-02 /  
SNY-SP-18  
FROM DRAWING D401



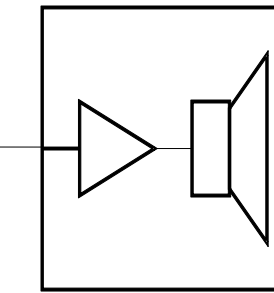
SNY-SP-11  
MEYER MM-4XPD  
WALL STREET 2 (L)  
FINANCIAL DISTRICT  
ZONE 4



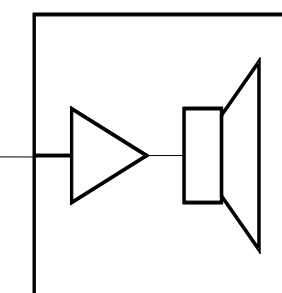
SNY-SP-12  
MEYER MM-4XPD  
FLAT IRON BUILDING  
FINANCIAL DISTRICT  
ZONE 4



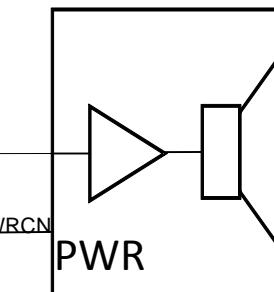
SNY-SP-13  
MEYER MM-4XPD  
CENTRAL PARK  
TV & FILM  
ZONE 5



SNY-SP-14  
MEYER MM-4XPD  
CENTRAL PARK 2  
TV & FILM  
ZONE 5

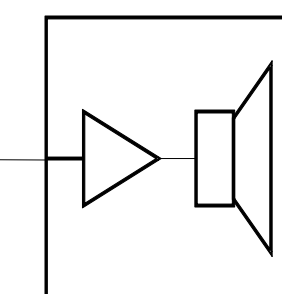


SNY-SP-15  
MEYER MM-4XPD  
RUDY GUILIANI  
TV & FILM  
ZONE 5

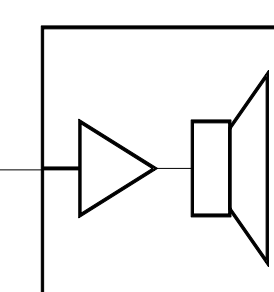


SNY-SP-24  
MEYER UMS-SM  
SUB 2  
TV & FILM  
ZONE 5

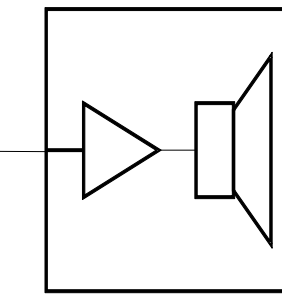
PWRCON  
PWR



SNY-SP-16  
MEYER MM-4XPD  
VIDEO MONITOR  
9-11 MEMORIAL  
ZONE 6



SNY-SP-17  
MEYER MM-4XPD  
UP CENTER  
9-11 MEMORIAL  
ZONE 6



SNY-SP-18  
MEYER MM-4XPD  
NEAR BENCH  
9-11 MEMORIAL  
ZONE 6

### FINANCIAL DISTRICT ZONE 4

### TV & FILM ZONE 5

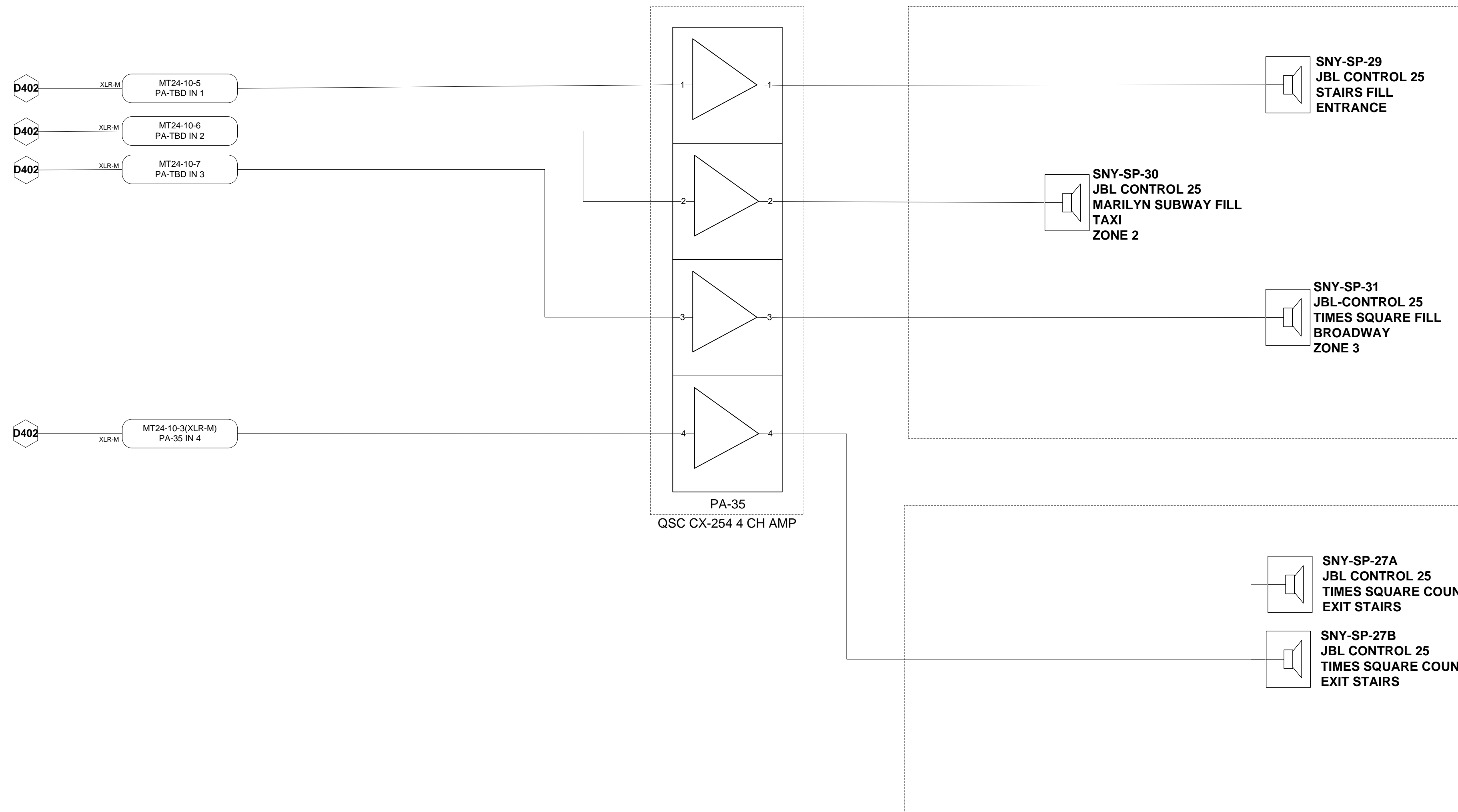
### 9-11 MEMORIAL ZONE 6

NOTE:

MEYER MM-4XPD UTILIZES EN3 CONNECTORS FOR AN INTEGRATED POWER/AUDIO FEED.

UPM-1P AND UMS-SM SPEAKERS UTILIZE XLR SIGNAL FEED AND A SEPARATE POWER FEED VIA POWERCON CONNECTORS.

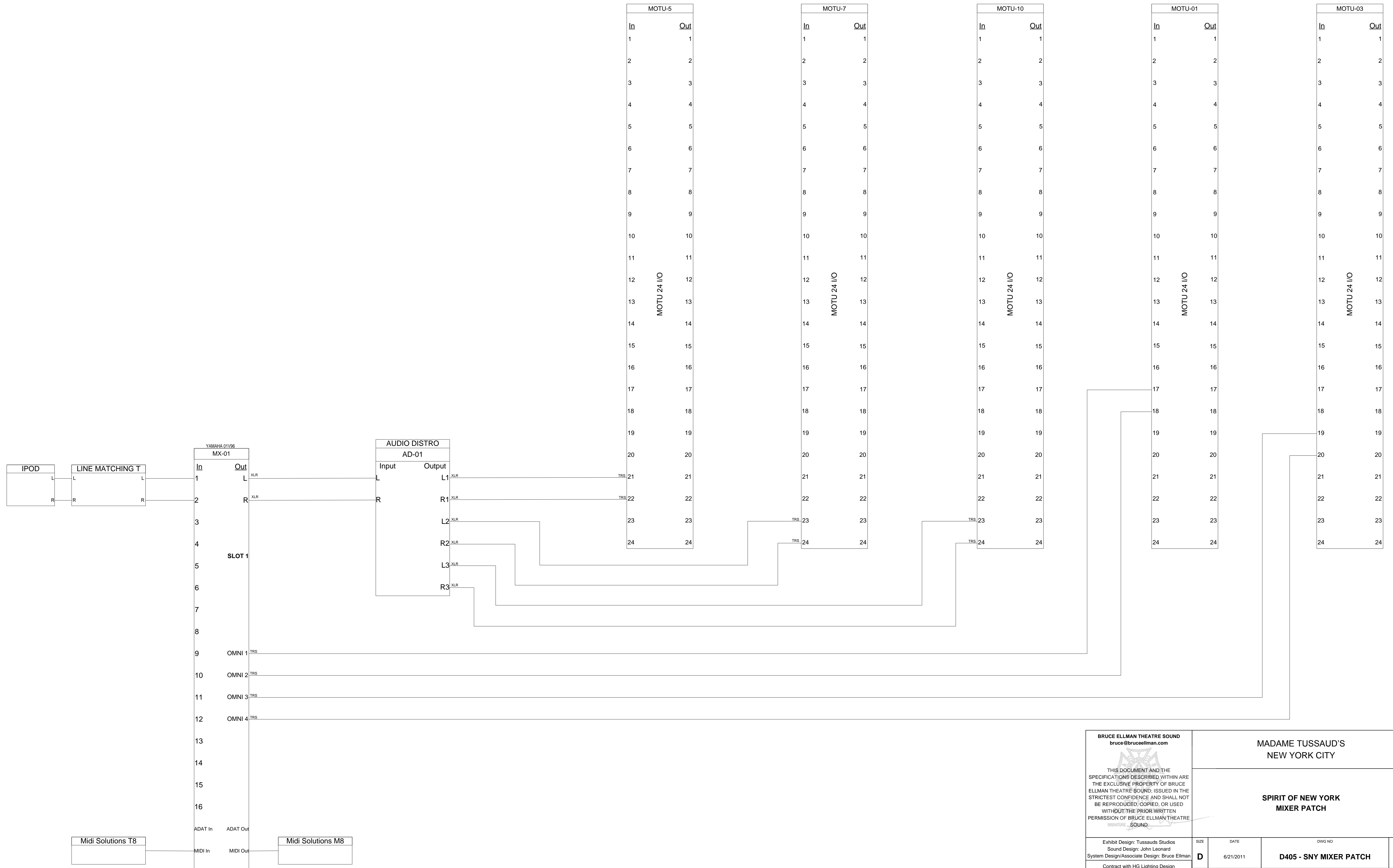
BRUCE ELLMAN THEATRE SOUND bruce@bruceellman.com		MADAME TUSSAUD'S NEW YORK CITY			
THIS DOCUMENT AND THE SPECIFICATIONS DESCRIBED WITHIN ARE THE EXCLUSIVE PROPERTY OF BRUCE ELLMAN THEATRE SOUND. ISSUED IN THE STRICTEST CONFIDENCE AND SHALL NOT BE REPRODUCED, COPIED, OR USED WITHOUT THE PRIOR WRITTEN PERMISSION OF BRUCE ELLMAN THEATRE SOUND.		SPIRIT OF NEW YORK SYSTEM FLOW 3			
		Exhibit Design: Tussauds Studios Sound Design: John Leonard System Design/Associate Design: Bruce Ellman	SIZE <b>D</b>	DATE 6/21/2011	DWG NO <b>D403 - SNY SYSTEM FLOW 3</b>
Contract with HG Lighting Design Drafted by Bruce Ellman		SCALE 1 : 1	SHEET 12 of 15		



**SPIRIT OF NEW YORK  
FILL SPEAKERS**

**TIMES SQUARE  
COUNT DOWN / STAIRS**

<b>BRUCE ELLMAN THEATRE SOUND</b> bruce@bruceellman.com		<b>MADAME TUSSAUD'S NEW YORK CITY</b>		
THIS DOCUMENT AND THE SPECIFICATIONS DESCRIBED WITHIN ARE THE EXCLUSIVE PROPERTY OF BRUCE ELLMAN THEATRE SOUND. ISSUED IN THE STRICTEST CONFIDENCE AND SHALL NOT BE REPRODUCED, COPIED, OR USED WITHOUT THE PRIOR WRITTEN PERMISSION OF BRUCE ELLMAN THEATRE SOUND.		<b>SPIRIT OF NEW YORK SYSTEM FLOW 4</b>		
Exhibit Design: Tussauds Studios Sound Design: John Leonard System Design/Associate Design: Bruce Ellman	<b>D</b>	DATE 6/21/2011	DWG NO <b>D404 - SNY SYSTEM FLOW 4</b>	REV
Contract with HG Lighting Design Drafted by Bruce Ellman	SCALE 1 : 1	SHEET 13 of 15		



<b>BRUCE ELLMAN THEATRE SOUND</b> bruce@bruceellman.com		<b>MADAME TUSSAUD'S</b> NEW YORK CITY			
THIS DOCUMENT AND THE SPECIFICATIONS DESCRIBED WITHIN ARE THE EXCLUSIVE PROPERTY OF BRUCE ELLMAN THEATRE SOUND. ISSUED IN THE STRICTEST CONFIDENCE AND SHALL NOT BE REPRODUCED, COPIED, OR USED WITHOUT THE PRIOR WRITTEN PERMISSION OF BRUCE ELLMAN THEATRE SOUND.					
Exhibit Design: Tussauds Studios Sound Design: John Leonard System Design/Associate Design: Bruce Ellman		SIZE: <b>D</b>	DATE: 6/21/2011	DWG NO: <b>D405 - SNY MIXER PATCH</b>	REV:
Contract with HG Lighting Design Drafted by Bruce Ellman		SCALE: 1 : 1	SHEET: 14 of 15		



**MTNY AMP AND SPEAKER DATABASE**

6/21/2011

SPEAKER KEY	AMP	CHAN	MOTU / DP OUT	SPEAKER DESCRIPTION	SPKR #
<b>M - MAIN, SP - SPEAKER, S - SATELLITE</b>					
<b>SC - SOUND COLUMNS</b>					
<b>SNY-SPIRIT OF NEW YORK SPEAKERS</b>					
<b>SPEAKER LOCATIONS</b>					
CELEB PARTY MEZZ & STAIRS	PA-03	1	MT/DP-01-01	JBL CONTROL 25 (X 2)	SP-01/02
CELEB PARTY MEZZ & STAIRS	PA-03	2	MT/DP-01-01	JBL CONTROL 25 (X 2)	SP-03/04
CELEB PARTY MEZZ & STAIRS	PA-03	3	MT/DP-01-02	JBL CONTROL 25 (X 2)	SP-05/06
CELEB PARTY MEZZ & STAIRS	PA-03	4	MT/DP-01-02	JBL CONTROL 25 (X 2)	SP-07/08
CELEB PARTY OVERHEAD	PA-04	1	MT/DP-01-03	JBL CONTROL 24C (X 2)	SP-09/10
CELEB PARTY OVERHEAD	PA-04	2	MT/DP-01-03	JBL CONTROL 24C (X 2)	SP-11/12
CELEB PARTY OVERHEAD	PA-04	3	MT/DP-01-04	JBL CONTROL 24C (X 2)	SP-13/14
CELEB PARTY OVERHEAD	PA-04	4	MT/DP-01-04	JBL CONTROL 24C (X 2)	SP-15/16
CELEB PARTY OVERHEAD 2	PA-05	1	MT/DP-01-05	JBL CONTROL 25 (X 2)	SP-17/18
CELEB PARTY OVERHEAD 2	PA-05	2	MT/DP-01-05	JBL CONTROL 25 (X 2)	SP-19/20
CELEB PARTY OVERHEAD 2	PA-05	3	MT/DP-01-06	JBL CONTROL 25 (X 2)	SP-21/22
CELEB PARTY OVERHEAD 2	PA-05	4	MT/DP-01-06	JBL CONTROL 25 (X 2)	SP-23/24
CELEB PARTY UNDER BALC	PA-06	1	MT/DP-01-07	JBL CONTROL 23	SP-25
CELEB PARTY UNDER BALC	PA-06	2	MT/DP-01-08	JBL CONTROL 23	SP-26
CELEB PARTY UNDER BALC	PA-06	3	MT/DP-01-09	JBL CONTROL 23	SP-27
CELEB PARTY UNDER BALC	PA-06	4	MT/DP-01-10	JBL CONTROL 23	SP-28
CELEB PARTY SPECIAL	PA-07	1	MT/DP-01-11	JBL CONTROL 23	SP-29
CELEB PARTY SPECIAL	PA-07	2	MT/DP-01-12	JBL CONTROL 23	SP-30
CELEB PARTY SPECIAL	PA-07	3	MT/DP-01-13	JBL CONTROL 23	SP-31
CELEB PARTY SPECIAL	PA-07	4	MT/DP-01-14	JBL CONTROL 23	SP-32
HALL OF MIRRORS	PA-08	1	MT/DP-02-01	JBL CONTROL 25 (X 2)	SP-33/34
HALL OF MIRRORS	PA-08	2	MT/DP-02-02	JBL CONTROL 25 (X 2)	SP-35/36
HALL OF MIRRORS	PA-08	3	MT/DP-02-03	JBL CONTROL 25 (X 2)	SP-37/38
SPARE	PA-08	4			
SCREAM CHAMBER (DR. CURTIUS STUDI	PA-09	1	MT/DP-02-04	JBL CONTROL 25 (X 2)	SP-39/40
SCREAM CHAMBER (DR. CURTIUS STUDI	PA-09	2	MT/DP-02-05	JBL CONTROL 25 (X 2)	SP-41/42
BEHIND THE SCENES RM.1	PA-09	3	MT/DP-02-06	JBL CONTROL 24C (X 2)	SP-43/44
BEHIND THE SCENES RM.1 VIDEO	PA-09	4	MT/DP-02-07	JBL CONTROL 25 (X 2)	SP-45/46
BEHIND THE SCENES RM.2	PA-10	1	MT/DP-02-08	JBL CONTROL 24C	SP-47
EHIND THE SCENES RM.2	PA-10	2	MT/DP-02-09	JBL CONTROL 24C	SP-48
CAB INT. RADIO	PA-10	3	MT-10-01	JBL CONTROL 23	SNY-SP-25
CAB INT. UNDER HOOD	PA-10	4	MT-10-02	JBL CONTROL 23	SNY-SP-26
GUILLETINE	PA-11	1	MT/DP-03-01	JBL CONTROL 25 (X 2)	SP-49/50
GUILLETINE	PA-11	2	MT/DP-03-02	JBL CONTROL 25 (X 2)	SP-51/52
GUILLETINE	PA-11	3	MT/DP-03-03	JBL CONTROL 25	SP-53
GUILLETINE	PA-11	4	MT/DP-03-04	JBL CONTROL 25	SP-54
GUILLETINE	PA-12	1	MT/DP-03-05	JBL CONTROL 28 (X 2)	SP-55/56
GUILLETINE	PA-12	2	MT/DP-03-06	JBL CONTROL 28 (X 2)	SP-57/58
CANNON	PA-12	3	MT/DP-03-07	JBL EON 15	SP-59
SPARE	PA-12	4			
GRAVEYARD	PA-13	1	MT/DP-03-08	JBL CONTROL 25 (X 2)	SP-60/61
GRAVEYARD	PA-13	2	MT/DP-03-09	JBL CONTROL 25 (X 2)	SP-62/63
GRAVEYARD	PA-13	3	MT/DP-03-10	JBL CONTROL 25 (X 2)	SP-64/65
GRAVEYARD	PA-13	4	MT/DP-03-10	JBL CONTROL 25 (X 2)	SP-66/67
GRAVEYARD	PA-14	1	MT/DP-04-01	JBL CONTROL 23	SP-68
GRAVEYARD	PA-14	2	MT/DP-04-02	JBL CONTROL 23	SP-69
GRAVEYARD	PA-14	3	MT/DP-04-03	JBL CONTROL 23	SP-70
GRAVEYARD	PA-14	4	MT/DP-04-04	JBL CONTROL 23	SP-71
GRAVEYARD	PA-15	1	MT/DP-04-05	JBL CONTROL 23	SP-72
GRAVEYARD	PA-15	2	MT/DP-04-06	JBL CONTROL 23	SP-73
GRAVEYARD	PA-16	1	MT/DP-04-07	JBL CONTROL 23	SP-74
GRAVEYARD	PA-16	2	MT/DP-04-08	JBL CONTROL 23	SP-75
NAPOLEAN	PA-16	3	MT/DP-04-09	JBL CONTROL 25	SP-76
NAPOLEAN	PA-16	4	MT/DP-04-10	JBL CONTROL 25	SP-77
PORTRAIT GALLERY	PA-17	1	MT/DP-04-11	JBL CONTROL 24C (X 2)	SP-78/79
PORTRAIT GALLERY	PA-17	2	MT/DP-04-11	JBL CONTROL 24C (X 2)	SP-80/81
PORTRAIT GALLERY	PA-17	3	MT/DP-04-12	JBL CONTROL 25 (X 2)	SP-82/83
PORTRAIT GALLERY	PA-17	4	MT/DP-04-12	JBL CONTROL 25 (X 2)	SP-84/85
PORTRAIT GALLERY	PA-18	1	MT/DP-04-13	JBL CONTROL 23 (X 2)	SP-86/87
PORTRAIT GALLERY	PA-18	2	MT/DP-04-13	JBL CONTROL 23 (X 2)	SP-88/89
PORTRAIT GALLERY	PA-18	3	MT/DP-04-14	JBL CONTROL 23 (X 2)	SP-90/91
PORTRAIT GALLERY	PA-18	4	MT/DP-04-14	JBL CONTROL 23 (X 2)	SP-92/93
100' STAIRWAY & HALL	PA-19	1	MT/DP-04-15	JBL CONTROL 25 (X 2)	SP-94/95
100' STAIRWAY & HALL	PA-19	2	MT/DP-04-15	JBL CONTROL 25 (X 2)	SP-96/97
100' STAIRWAY & HALL	PA-19	3	MT/DP-04-16	JBL CONTROL 25 (X 2)	SP-98/99
100' STAIRWAY & HALL	PA-19	4	MT/DP-04-16	JBL CONTROL 25 (X 2)	SP-100/101
1920'S & 1930'S	PA-20	1	MT/DP-05-01	JBL CONTROL 25	M-01
1920'S & 1930'S	PA-20	2	MT/DP-05-02	JBL CONTROL 25	M-02
1920'S & 1930'S	PA-20	3	MT/DP-05-03	JBL CONTROL 25	M-03
1920'S & 1930'S	PA-20	4	MT/DP-05-04	JBL CONTROL 25	M-04
1940'S	PA-21	1	MT/DP-05-05	JBL CONTROL 25	M-05
1940'S	PA-21	2	MT/DP-05-06	JBL CONTROL 25	M-06
1940'S	PA-21	3	MT/DP-05-07	JBL CONTROL 25	M-07
1940'S	PA-21	4	MT/DP-05-08	JBL CONTROL 25	M-08
1950'S SUB AREA	PA-22	1	MT/DP-05-09	JBL CONTROL 25	M-09
1950'S SUB AREA	PA-22	2	MT/DP-05-10	JBL CONTROL 25	M-10
JOHN WAYNE	PA-22	3	MT/DP-05-11	SOUNDTUBE FP633	SC-1
JOE DIMAGGIO	PA-22	4	MT/DP-05-12	SOUNDTUBE FP633	SC-2

**NOTE:**  
PA-16 IS MISSING FROM RACK

**MTNY AMP AND SPEAKER DATABASE**

6/21/2011

SPEAKER KEY	AMP	CHAN	MOTU / DP OUT	SPEAKER DESCRIPTION	SPKR #
<b>M - MAIN, SP - SPEAKER, S - SATELLITE</b>					
<b>SC - SOUND COLUMNS</b>					
<b>SNY-SPIRIT OF NEW YORK SPEAKERS</b>					
<b>SPEAKER LOCATIONS</b>					
1950'S	PA-23	1	MT/DP-05-13	JBL CONTROL 25 (X 2)	M-11/12
1950'S	PA-23	2	MT/DP-05-14	JBL CONTROL 25 (X 2)	M-13/14
1950'S	PA-23	3	MT/DP-05-15	JBL CONTROL 23 (X 2)	S-01/02
1950'S	PA-23	4	MT/DP-05-16	JBL CONTROL 23 (X 2)	S-03/04
1960'S AREA 1	PA-24	1	MT/DP-06-01	JBL CONTROL 25 (X 2)	M-15/16
1960'S AREA 1	PA-24	2	MT/DP-06-02	JBL CONTROL 25 (X 2)	M-17/18
1960'S AREA 1	PA-24	3	MT/DP-06-03	JBL CONTROL 23 (X 2)	S-05/06
1960'S AREA 1	PA-24	4	MT/DP-06-04	JBL CONTROL 23 (X 2)	S-07/08
1960'S AREA 2	PA-25	1	MT/DP-06-05	JBL CONTROL 25 (X 2)	M-19/20
1960'S AREA 2	PA-25	2	MT/DP-06-06	JBL CONTROL 25 (X 2)	M-21/22
1960'S AREA 2	PA-25	3	MT/DP-06-07	JBL CONTROL 23 (X 2)	S-09/10
1960'S AREA 2	PA-25	4	MT/DP-06-08	JBL CONTROL 23 (X 2)	S-11/12
1970'S SUB AREA	PA-26	1	MT/DP-06-09	JBL CONTROL 25	M-23
1970'S SUB AREA	PA-26	2	MT/DP-06-10	JBL CONTROL 25	M-24
1970'S	PA-26	3	MT/DP-06-11	JBL CONTROL 25 (X 2)	M-25/26
1970'S	PA-26	4	MT/DP-06-12	JBL CONTROL 25 (X 2)	M-27/28
1970'S	PA-27	1	MT/DP-06-13	JBL CONTROL 23 (X 2)	S-13/14
1970'S	PA-27	2	MT/DP-06-14	JBL CONTROL 23 (X 2)	S-15/16
1980'S	PA-27	3	MT/DP-06-15	JBL CONTROL 25 (X 2)	M-29/30
1980'S	PA-27	4	MT/DP-06-16	JBL CONTROL 25 (X 2)	M-31/32
1980'S	PA-28	1	MT/DP-07-01	JBL CONTROL 23 (X 2)	S-17/18
1980'S	PA-28	2	MT/DP-07-02	JBL CONTROL 23 (X 2)	S-19/20
1990'S AREA 1	PA-28	3	MT/DP-07-03	JBL CONTROL 25 (X 2)	M-33/34
1990'S AREA 1	PA-28	4	MT/DP-07-04	JBL CONTROL 25 (X 2)	M-35/36
1990'S AREA 1	PA-29	1	MT/DP-07-05	JBL CONTROL 23 (X 2)	S-21/22
1990'S AREA 1	PA-29	2	MT/DP-07-06	JBL CONTROL 23 (X 2)	S-23/24
1990'S AREA 2	PA-29	3	MT/DP-07-07	JBL CONTROL 25 (X 2)	M-37/38
1990'S AREA 2	PA-29	4	MT/DP-07-08	JBL CONTROL 25 (X 2)	M-39/40
1990'S AREA 2	PA-30	1	MT/DP-07-09	JBL CONTROL 23 (X 2)	S-25/26
1990'S AREA 2	PA-30	2	MT/DP-07-10	JBL CONTROL 23 (X 2)	S-27/28
1980'S	PA-30	3	MT/DP-07-11	JBL CONTROL 25 (X 2)	M-41/42
1980'S	PA-30	4	MT/DP-07-12	JBL CONTROL 25 (X 2)	M-43/44
2000'S	PA-31	1	MT/DP-07-13	JBL CONTROL 23 (X 2)	S-29/30
2000'S	PA-31	2	MT/DP-07-14	JBL CONTROL 23 (X 2)	S-31/32
2000'S SUB AREA	PA-31	3	MT/DP-08-01	JBL CONTROL 25 (X 2)	M-45/46
2000'S SUB AREA	PA-31	4	MT/DP-08-02	JBL CONTROL 25 (X 2)	M-47/48
RETAIL SPACE	PA-32	1			
RETAIL SPACE	PA-32	2			
RETAIL SPACE	PA-32	3			
RETAIL SPACE	PA-32	4			
RETAIL SPACE	PA-33	1			
RETAIL SPACE	PA-33	2			
RETAIL SPACE	PA-33	3			
RETAIL SPACE	PA-33	4			
RETAIL SPACE	PA-34	1			
2000'S	PA-34	2			
2000'S	PA-34	3			
SPIELBERG	PA-34	4	MT/DP-08-15	SOUNDTUBE FP633	
SUBWAY STAIRS	PA-35	1	MT24-10-5	JBL CONTROL 25	SNY-SP-29
SUBWAY/MARILYN FILL	PA-35	2	MT24-10-6	JBL CONTROL 25	SNY-SP-30
TIMES SQUARE FILL	PA-35	3	MT24-10-7	JBL CONTROL 25	SNY-SP-31
TIMES SQUARE COUNTDOWN	PA-35	4	MT24-10-3	JBL CONTROL 25 (X 2)	SNY-SP-27
FIFTH FLOOR RETAIL	PA-36	1			
FIFTH FLOOR RETAIL	PA-36	2			
FIFTH FLOOR RETAIL	PA-36	3			
FIFTH FLOOR RETAIL	PA-36	4			

**MTNY AMP AND SPEAKER DATABASE**

6/21/2011

SPEAKER KEY	AMP / PSU	CHAN	MOTU OUT	SPEAKER DESCRIPTION	SPKR #
<b>SPIRIT OF NEW YORK</b>					
<b>SNY - SPIRIT OF NEW YORK SPEAKERS</b>					
<b>PS88 - 8CH PSU FOR MM-4XPD</b>					
<b>PS81 - SINGLE CH PSU FOR MM-4XPD</b>					
<b>SP - SELF POWERED</b>					
CONSTRUCTION 1	PS88-01-1	1	MT-09-01	MEYER MM4XPD	SNY-SP-01
CONSTRUCTION 2	PS88-01-2	2	MT-09-02	MEYER MM4XPD	SNY-SP-02
WOODY ALLEN	PS88-01-3	3	MT-09-03	MEYER MM4XPD	SNY-SP-03
MARILYN 1	PS88-01-4	4	MT-09-04	MEYER MM4XPD	SNY-SP-04
MARILYN 2	PS88-01-5	5	MT-09-05	MEYER MM4XPD	SNY-SP-05
KELLY RIPA	PS88-01-6	6	MT-09-06	MEYER MM4XPD	SNY-SP-06
WALL STREET 1	PS88-01-7	7	MT-09-07	MEYER MM4XPD	SNY-SP-07
THE PRODUCERS	PS88-01-8	8	MT-09-08	MEYER MM4XPD	SNY-SP-08
LION KING	PS88-02-1	1	MT-09-09	MEYER MM4XPD	SNY-SP-09
FRANK SINATRA	PS88-02-2	2	MT-09-10	MEYER MM4XPD	SNY-SP-10
WALL STREET 2	PS88-02-3	3	MT-09-11	MEYER MM4XPD	SNY-SP-11
WALL STREET 2	PS88-02-4	4	MT-09-12	MEYER MM4XPD	SNY-SP-12
CENTRAL PARK	PS88-02-5	5	MT-09-13	MEYER MM4XPD	SNY-SP-13
CENTRAL PARK	PS88-02-6	6	MT-09-14	MEYER MM4XPD	SNY-SP-14
RUDY GULLIANI	PS88-02-7	7	MT-09-15	MEYER MM4XPD	SNY-SP-15
9-11 1 (VIDEO)	PS88-02-8	8	MT-09-16	MEYER MM4XPD	SNY-SP-16
9-11 2	PS81-01	1	MT-09-17	MEYER MM4XPD	SNY-SP-17
9-11 3	PS81-02	1	MT-09-18	MEYER MM4XPD	SNY-SP-18
SUBWAY WASH L	SP	SP	MT-09-19	MEYER UPM-1P	SNY-SP-19
SUBWAY WASH R	SP	SP	MT-09-20	MEYER UPM-1P	SNY-SP-20